

LIBERO CONSORZIO COMUNALE DI RAGUSA

già Provincia Regionale di Ragusa

Settore IV Lavori Pubblici e Patrimonio

Istituto Professionale Statale per l'industria e l'artigianato di Vittoria

"ADEGUAMENTO ALLE VIGENTI NORME IN MATERIA DI COSTRUZIONI IN ZONA SISMICA, ACCESSIBILITA',
SICUREZZA E PREVENZIONI INCENDI".

Piano straordinario per la messa in sicurezza degli edifici scolastici

Legge 27/12/2002, n.289, art.80 comma 21.

2° Programma stralcio e ri-programmazione risorse 1° programma stralcio

STRALCIO PROGETTO ESECUTIVO

TAV. N.

A.5.2

OGGETTO: – Elaborati Tecnici analitici

Calcoli della struttura della Scuola

Allegato B - IMPUT modello Ante Operam

IL R.U.P.

.....
Ing. Giovanna Scionti

PROGETTISTI



.....
(Ing. Marco Anfuso)

TIMBRI DI APPROVAZIONE



.....
(Ing. Antonino Russo)

PROGECO

PROGECO s.r.l. VIA MARIO SCELBA, 4 - 97100 RAGUSA
Tel. +39 0932 621243 - Fax +39 0932 627114
CF e P.IVA 00926570888 - info@progecosrl.eu - progecosrl.eu

Collaboratori: Ing. Giovanni Dimartino - Ing. Giovanni Cassarino

Rev.n. 00 | Pc: S | File:

Data Giugno 2017

INPUT TABLES

Model: IPSIA_SDF_2

Author/s:

Society:

Modeling, analysis and processing of the results executed with the software:

3DMacro

Version: Release 3.1(T2) (23-mar-16 step 01)

Solver version: 8305.04

Produced by: Gruppo Sismica s.r.l.

Viale Andrea Doria 27, Catania

Phone: 095/504749, email: info@grupposismica.it, www.3dmacro.it

License number: 000093

Licence holder: OmniaTest-115423pxj

GEOMETRY

Levels

Legend:

Id: serial number to identify the main levels;

H: height of the current level from the main base level;

Type: type of main levels

- Base: reference level;

- Seismic: seismic level;

- Not seismic: not-seismic level.

Table 1. Levels

Id	H	Type
1	0.00	Base
2	4.90	Not seismic

Id	H	Type
3	6.00	Seismic

Id	H	Type
4	10.40	Seismic

Id	H	Type
5	14.80	Seismic

Id	H	Type
6	19.10	Seismic

Nodes

Legend:

Id: node numeric identifier;

[X,Y,Z]: cartesian coordinates with respect to the absolute reference system.

	m	m	m	m	m	m
1	0.00	0.00	62.40	0.00	0.00	19.10
2	17.70	-2.00	17.70	10.75	0.00	19.10
3	17.70	-2.00	44.60	-2.00	0.00	19.10
4	22.70	-2.00	22.70	6.70	0.00	19.10
5	39.60	-2.00	39.60	10.75	0.00	19.10
6	44.60	-2.00	44.60	10.75	0.00	19.10
7	0.00	0.00	0.00	36.75	0.00	15.80
9	8.20	0.00	8.20	6.70	0.00	14.80
13	28.30	0.00	28.30	10.75	0.00	10.40
14	33.90	0.00	33.90	10.75	0.00	10.40

	m	m	m	m	m	m
15	0.00	6.70	62.04	6.70	0.00	19.10
16	0.00	10.75	61.81	10.75	0.00	19.10
17	0.00	12.55	61.72	12.55	0.00	6.00
18	7.50	10.75	7.50	36.75	0.00	14.80
20	0.00	20.05	7.50	20.05	0.00	14.80
21	11.00	10.75	11.00	36.75	0.00	14.80
22	18.90	10.75	18.90	36.75	0.00	15.80
24	11.00	28.95	18.90	28.95	0.00	14.80
25	11.00	30.85	49.55	30.85	0.00	14.80
26	0.00	36.75	60.40	36.75	0.00	15.80

	m	m	m	m	m	m
29	56.56	6.70	56.56	10.75	0.00	6.00
30	5.60	6.70	5.60	10.75	0.00	6.00
31	41.10	10.75	43.10	36.75	0.00	15.80
32	49.10	10.75	51.10	36.75	0.00	14.80
33	52.80	10.75	54.80	36.75	0.00	14.80
34	60.40	0.00	62.40	36.75	0.00	15.80
35	41.75	28.35	49.71	28.77	0.00	14.80
37	53.79	23.85	61.10	23.85	0.00	10.40
23	53.90	0.00	53.90	6.70	0.00	14.80
8	0.00	27.95	7.50	27.95	0.00	14.80

MATERIALS

Masonry materials

Legend table: General Features Existing Masonry

Name: masonry material identifier;

Mech. Char.: assignment method of the mechanical characteristics;

-by code

-by user

LC: knowledge level (LC1 - LC2 - LC3)

Typology: typology of material among those considered from the code;

Reinforcements:

-R₁: Good mortar;

-R₂: Thin joints;

-R₃: Brick rows or listature;

-R₄: Transversal connections;

-R₅: Poor and/or large core;

-R₆: Injections of binding mortar;

-R₇: Reinforced plaster.

Table 4. General Features Existing Masonry

Name	Mech. Char.	LC	Type	Reinforcements						
				R ₁	R ₂	R ₃	R ₄	R ₅	R ₆	R ₇
Mur1	Advanced	3	Masonry with soft stone blocks (tuff, limestone, etc.)	-	-	-	-	-	-	-
Mur2	Standard	1		Masonry with semi-hollow concrete bricks (empty						
Mur1Fibre2x66x66T96	Advanced	3	Masonry with disordered stones (pebbles, irregular stones)	-	-	-	-	-	-	-
Mur2Fibre2x66x66T96	Advanced	1		Masonry with semi-hollow concrete bricks (empty -	-	-	-	-	-	-

Legend table: Mechanical Characteristics Masonry

Parameters that govern the flexural failure mechanism:

-E: Young's modulus

-fm: compressive strength;

-σt: traction strength;

-εc: ultimate compressive strain;

-εt: ultimate traction deformation;

-W: specific weight;

Diagonal cracking:

-G: shear modulus

-to: shear strength without normal stress;

-μ: friction coefficient;

-γu: last sliding;

Sliding:

-Cx: cohesion in horizontal direction;

-μsl,x: friction coefficient in horizontal direction;

-Cy: cohesion in vertical direction;

-μsl,y: friction coefficient in vertical direction;

-N.A.: drilling not active.

Table 6. Mechanical Features of Masonry

Parameters that govern the flexural failure mechanism					Diagonal cracking				Drilling				
E	f _m	σ _t	ε _c	ε _t	W	G	τ _c	μ	γ _u	Cx	μ _{s1,x}	Cy	μ _{s1,y}
N/mm ²	N/mm ²	N/mm ²	□	□	kN/m ³	N/mm ²	N/mm ²		%	N/mm ²		N/mm ²	
Mur1													
600.00	1.40	0.05	-	-	16.00	200.00	0.06	0.40	0.40	N.A.	N.A.	N.A.	N.A.
Mur2													
2400.00	2.22	0.05	-	-	14.00	600.00	0.13	0.30	0.40	N.A.	N.A.	N.A.	N.A.
Mur1Fibre2x66x66T96													
900.00	3.00	0.12	-	-	16.00	390.00	0.14	4.00	0.70	N.A.	N.A.	N.A.	N.A.
Mur2Fibre2x66x66T96													
3600.00	2.22	0.10	-	-	14.00	900.00	0.29	0.30	0.40	N.A.	N.A.	N.A.	N.A.
Mur1Fibre2x33x33T96													
900.00	3.00	0.15	-	-	16.00	390.00	0.18	4.00	0.70	N.A.	N.A.	N.A.	N.A.

Concrete Materials

Legend table:

Name: concrete material identifier;
 LC: knowledge level (LC1 - LC2 - LC3);
 Class: strength class of the concrete;
 Ec: Yang's modulus;
 G: shear modulus;
 σc: compressive yield stress;
 σt: traction yield strength;
 εc2: yield deformation;
 εcu2: crack strain;
 W: specific weight.

Table 7. Concrete Materials

Concrete Materials	LC	Name	Ec	v	σ _c	σ _t	ε _{c2}	ε _{cu2}	W
			N/mm ²		N/mm ²	N/mm ²	%	%	kN/m ³
ClsCordoli	1	C16/20	23494.90	0.20	10.58	0.00	0.20	0.35	25.00

Materials steel for metalwork

Legend table:

Name: steel material identifier;
 LC: knowledge level (LC1 - LC2 - LC3);
 Class: class strength of steel;
 Es: Young's modulus;
 fy: yield strength;
 fu: crack strength;
 εu: ultimate strain;
 W: specific weight.

Table 9. Materials steel bars for reinforcement

Name	LC	Class	Es	fy	fu	ε _u	W
			N/mm ²	N/mm ²	N/mm ²	%	kN/m ³
Aq40	1	Custom	210000.00	230.00	230.00	1.00	78.50

User Materials

Legend table:




Name: User material identifier;
 E: Young's modulus;
 G: shear modulus;
 W: specific weight.



Masonry typologies

Legend table:

Name: masonry typology identifier;
 Thickness: wall elements thickness;
 Material: wall elements masonry material.

Table 11. Masonry typologies

Name	Thickness cm	Material	Image
Muro70	70.00	Mur1	
Muro60	60.00	Mur1	
Muro50	50.00	Mur1	

Name	Thickness cm	Material	Image
Muro_cls	25.00	Mur2	
Muro_una_faccia	25.00	Mur1	

RC-walls typologies

Legend table:

Name: masonry typology identifier;
 Thickness: wall elements thickness;
 Materials:
 - Concrete: RC-walls elements concrete material
 - Steel: reinforcing bars steel material.
 Horizontal Reinforcements:
 - Bars: area of horizontal reinforcements defined for each face of the rc-wall;
 - Spacing: distribution interval of horizontal reinforcements defined for each face of the rc-wall;
 Vertical Reinforcements:
 - Bars: area of vertical reinforcement defined for each face of the rc-wall;
 - Spacing: interval distribution of the vertical reinforcement defined for each face of the rc-wall.

Table 13. Frames Sections - geometrical parameters

A	I ₂	W _{e1,2+}	W _{e1,2-}	W _{p1,2}	I ₃	W _{e1,3+}	W _{e1,3-}	W _{p1,3}
cm ²	cm ⁴	cm ³	cm ³	cm ³	cm ⁴	cm ³	cm ³	cm ³
Cordolo_70: Solid rectangular - 70 cm x 35 cm - Main:ClsCordoli; Bar reinforcementAq40 Asup 4φ12 Ainf 4φ12								
2450	1000417	28583	28583	42875	250104	14292	14292	21438
Cordolo_60: Solid rectangular - 60 cm x 35 cm - Main:ClsCordoli; Bar reinforcementAq40 Asup 4φ12 Ainf 4φ12								
2100	630000	21000	21000	31500	214375	12250	12250	18375
Cordolo_50: Solid rectangular - 50 cm x 35 cm - Main:ClsCordoli; Bar reinforcementAq40 Asup 4φ12 Ainf 4φ12								
1750	364583	14583	14583	21875	178646	10208	10208	15312

A	I ₂	W _{e1,2+}	W _{e1,2-}	W _{p1,2}	I ₃	W _{e1,3+}	W _{e1,3-}	W _{p1,3}
cm ²	cm ⁴	cm ³	cm ³	cm ³	cm ⁴	cm ³	cm ³	cm ³
HE_120_B: Double T profile - Fe430								
68	15939	531	531	1020	1729	288	288	330
40x60: Solid rectangular - 40 cm x 60 cm - Main:ClsArchTr; Bar reinforcementAq40 Asup 4φ16 Ainf 4φ16								
2400	320000	16000	16000	24000	720000	24000	24000	36000
60x20: Solid rectangular - 60 cm x 20 cm - Main:ClsTelai; Bar reinforcementAcciaioTelai Asup 6φ12 Ainf 6φ12								
1200	360000	12000	12000	18000	40000	4000	4000	6000
50x20: Solid rectangular - 50 cm x 20 cm - Main:ClsArchTr; Bar reinforcementAcciaioTelai Asup 6φ12 Ainf 6φ12								
1000	208333	8333	8333	12500	33333	3333	3333	5000
40x20: Solid rectangular - 40 cm x 20 cm - Main:ClsArchTr; Bar reinforcementAcciaioTelai								

Asup 5φ12 Ainf 5φ12							
800	106667	5333	5333	8000	26667	2667	4000
40x40: Solid rectangular - 40 cm x 40 cm - Main:ClsTelai; Bar reinforcementAcciaioTelaio							
Asup 6φ12 Ainf 6φ12							
1600	213333	10667	10667	16000	213333	10667	16000

Frames typologies - mechanical parameters

Legend table: Frames Sections - mechanical parameters

Nlim,+ : axial force positive limit;
Nlim,- : negative normal stress limit;
Mpl,2+ : positive plastic moment in 2 direction for N=0;
Mpl,2- : negative plastic moment in 2 direction for N=0;
Mpl,3+ : positive plastic moment in 3 direction for N=0;
Mpl,3- : negative plastic moment in 3 direction for N=0;
χ_{Y,2+} : yield positive curvature in 2 direction for N=0;
χ_{Y,2-} : yield negative curvature in the 2 direction for N=0;
χ_{Y,3+} : yield positive curvature in 3 direction for N=0;
χ_{Y,3-} : yield negative curvature in 3 direction for N=0;
χ_{u,2+} : ultimate positive curvature in 2 direction for N = 0;
χ_{u,2-} : ultimate negative curvature in 2 direction for N=0;
χ_{u,3+} : ultimate positive curvature in 3 direction for N=0;
χ_{u,3-} : ultimate negative curvature in 3 direction for N=0.

Table 14. Frames Sections - mechanical parameters

N _{lim,+} N/mm ²	N _{lim,-} N/mm ²	M _{pl,2+} Nm	M _{pl,2-} Nm	M _{pl,3+} Nm	M _{pl,3-} Nm	χ _{Y,2+} 1/m	χ _{Y,2-} 1/m	χ _{Y,3+} 1/m	χ _{Y,3-} 1/m	χ _{u,2+} 1/m	χ _{u,2-} 1/m	χ _{u,3+} 1/m	χ _{u,3-} 1/m
Cordolo_70: Solid rectangular - 70 cm x 35 cm - Main:ClsCordoli; Bar reinforcementAq40 Asup 4φ12 Ainf 4φ12													
2081	-28008	67220	-67220	32065	-32065	0.0021	-0.0044	0.0044	0.0000	0.0167	-0.0167	0.0346	-0.0346
Cordolo_60: Solid rectangular - 60 cm x 35 cm - Main:ClsCordoli; Bar reinforcementAq40 Asup 4φ12 Ainf 4φ12													
2081	-24304	57010	-57010	31886	-31886	0.0025	-0.0044	0.0044	0.0000	0.0198	-0.0198	0.0348	-0.0348
Cordolo_50: Solid rectangular - 50 cm x 35 cm - Main:ClsCordoli; Bar reinforcementAq40 Asup 4φ12 Ainf 4φ12													
2081	-20601	46743	-46743	31715	-31715	0.0031	-0.0045	0.0045	0.0000	0.0244	-0.0244	0.0350	-0.0350
Cordolo_42: Solid rectangular - 35 cm x 50 cm - Main:ClsCordoli; Bar reinforcementAq40 Asup 4φ12 Ainf 4φ12													
2081	-20601	32019	-32019	46759	-46759	0.0046	-0.0031	0.0031	0.0000	0.0362	-0.0362	0.0235	-0.0235

General Features Frames Typologies

Legend table:

Name: identifier of frame typology;
Frame type: beam-column - ring beam-chain;
Section: identifier of the section.

Table 16. General Features Frames Typologies

Name	Frame type	Section
Cordolo_70	Beam/Ring beam 2D	Cordolo_70
Cordolo_60	Beam/Ring beam 2D	Cordolo_60
Cordolo_50	Beam/Ring beam 2D	Cordolo_50
Cordolo_42	Beam/Ring beam 2D	Cordolo_42

Floors typologies

Legend table:

Name: floor typology identifier;
Floor Type: rigid - deformable - loading area;
Self weight: assigned - automatic

Table 18. Floors Typologies

Name	Floor template	Section	Self Weight
Solaio interno	Rigid	Solaio interno	0.00
Solaio scale	Deformable	scala	0.00

Name	Floor template	Section	Self Weight
balcone	Loading area	balcone	0.00

Fibre reinforcements typologies

Legend table:

Name: fibers typology identifier;

Type: Web - Tape;

Fiber: fibers material;

Weight:

Gr_h: weight of the horizontal fibers;

Gr_v: weight of the vertical fibers;

Area:

A_h: area horizontal fiber;

A_v: area vertical fibers;

Data Tapes:

L: width of the tape;

Ph: horizontal step of the tapes;

Pv: step of vertical tapes;

E: Young's modulus of the tapes;

fy: yield strength of the tapes;

ε: ultimate strain of the tapes;

ρ: density of material tapes;

Anchorage:

Type: Bonding - Optimal bonding- Mechanical;

Length: length of anchor (for anchor type of Bonding);

Thickness: thickness of the intervention;

Limit stress:

Fy_h: maximum allowable stress of the reinforcement along the horizontal fibers per unit of length of the panel;

Fy_v: maximum allowable stress of the reinforcement along the vertical fibers per unit of length of the panel;

Table 20. Fibers

Name	Type	Fiber	Weight		Area		Data tapes			E	fy	ε	ρ	Anchorage		Thickness	Limit stress	
			Gr h	Gr v	A h	A v	L	Ph	Pv					Type	Length		Fy h	Fy v
			Ns ² /m ²	Ns ² /m ²	mm	mm	m	m	m	N/mm ²	N/mm ²	%	Ns ² /m ⁴		cm	mm	N/m	N/m
FibreNet2f	Web	Custom	0.16	0.16	0.09	0.09	-	-	-	230000.00	350.00	1.60	960.00	Mechanical	-	3.00	105000.00	105000.00

ELEMENTS

Elements Panels

Legend table:

Id: numeric identifier of element;

Type: wall panel - rc-wall;

Panel Typology: typology elements of masonry or rc-wall;

Id Nodes:

-n1: numeric identifier of 1st node;

-n2: numeric identifier of 2nd node;

-n3: numeric identifier of 3rd node;

-n4: numeric identifier of 4th node.

H: height of panel;

B: base panel;

Reinforced/Damaged area: types of reinforced and/or damaged area assigned to the panel.

Table 21. Elements Panels

Id	Type	Panel Typology	Id Nodes				H	B	Reinforced/Damaged area
			n ₁	n ₂	n ₃	n ₄			
						cm	cm		
Wall 1									
100	wall panel	Muro70	1	2	3	4	240.00	95.00	-
101	wall panel	Muro70	4	3	81	82	250.00	95.00	-
102	wall panel	Muro70	6	8	83	84	250.00	175.00	-
103	wall panel	Muro70	10	12	85	86	250.00	160.00	-
104	wall panel	Muro70	2	5	6	3	240.00	210.00	-
105	wall panel	Muro70	5	7	8	6	240.00	175.00	-
106	wall panel	Muro70	7	9	10	8	240.00	210.00	-
107	wall panel	Muro70	9	11	12	10	240.00	160.00	-
108	wall panel	Muro70	13	14	15	16	240.00	230.00	-

Id	Type	Panel Typology	Id Nodes				H	B	Reinforced/Damaged area
			n ₁	n ₂	n ₃	n ₄			
						cm	cm		
109	wall panel	Muro70	16	15	87	88	250.00	230.00	-
147	wall panel	Muro70	18	20	89	90	250.00	185.00	-
148	wall panel	Muro70	22	4	82	91	250.00	95.00	-
149	wall panel	Muro70	14	17	18	15	240.00	210.00	-
150	wall panel	Muro70	17	19	20	18	240.00	185.00	-
151	wall panel	Muro70	19	21	22	20	240.00	210.00	-
152	wall panel	Muro70	21	1	4	22	240.00	95.00	-
196	wall panel	Muro70	31	30	26	73	120.00	35.00	-
197	wall panel	Muro70	73	26	92	93	250.00	35.00	-
198	wall panel	Muro70	25	28	94	95	250.00	225.00	-
201	wall panel	Muro70	23	24	25	26	240.00	210.00	-
202	wall panel	Muro70	24	27	28	25	240.00	225.00	-
203	wall panel	Muro70	29	23	30	31	120.00	35.00	-
204	wall panel	Muro70	33	31	73	74	120.00	100.00	-
205	wall panel	Muro70	74	73	93	77	250.00	100.00	-
206	wall panel	Muro70	32	29	31	33	120.00	100.00	-
207	wall panel	Muro70	34	35	36	37	120.00	165.00	-
208	wall panel	Muro70	35	38	39	36	120.00	230.00	-
209	wall panel	Muro70	38	32	33	39	120.00	165.00	-
210	wall panel	Muro70	37	36	75	76	370.00	165.00	-
211	wall panel	Muro70	39	33	77	78	370.00	165.00	-
212	wall panel	Muro70	40	34	37	41	120.00	100.00	-
213	wall panel	Muro70	41	37	79	80	120.00	100.00	-
214	wall panel	Muro70	80	79	76	96	250.00	100.00	-
215	wall panel	Muro70	42	43	44	45	240.00	220.00	-
216	wall panel	Muro70	45	44	97	98	250.00	220.00	-
217	wall panel	Muro70	47	80	96	99	250.00	30.00	-
218	wall panel	Muro70	43	46	47	44	240.00	210.00	-
221	wall panel	Muro70	46	40	41	48	120.00	30.00	-
238	wall panel	Muro70	48	41	80	47	120.00	30.00	-
241	wall panel	Muro70	49	50	51	52	240.00	40.00	-
258	wall panel	Muro70	52	51	100	101	250.00	40.00	-
259	wall panel	Muro70	54	56	102	103	250.00	175.00	-
261	wall panel	Muro70	58	60	104	105	250.00	215.00	-
282	wall panel	Muro70	50	53	54	51	240.00	210.00	-
283	wall panel	Muro70	53	55	56	54	240.00	175.00	-
284	wall panel	Muro70	55	57	58	56	240.00	210.00	-
285	wall panel	Muro70	57	59	60	58	240.00	215.00	-
291	wall panel	Muro70	61	49	52	62	240.00	100.00	-
292	wall panel	Muro70	62	52	101	106	250.00	100.00	-
293	wall panel	Muro70	63	64	65	66	240.00	190.00	-
296	wall panel	Muro70	66	65	107	108	250.00	190.00	-
297	wall panel	Muro70	68	70	109	110	250.00	170.00	-
298	wall panel	Muro70	72	62	106	111	250.00	40.00	-
301	wall panel	Muro70	64	67	68	65	240.00	210.00	-
302	wall panel	Muro70	67	69	70	68	240.00	170.00	-
303	wall panel	Muro70	69	71	72	70	240.00	210.00	-
306	wall panel	Muro70	71	61	62	72	240.00	40.00	-
307	wall panel	Muro70	108	107	112	113	110.00	190.00	-
308	wall panel	Muro70	111	106	114	115	110.00	40.00	-
311	wall panel	Muro70	110	109	116	117	110.00	170.00	-
312	wall panel	Muro70	106	101	118	114	110.00	100.00	-
313	wall panel	Muro70	101	100	119	118	110.00	40.00	-
314	wall panel	Muro70	105	104	120	121	110.00	215.00	-
315	wall panel	Muro70	103	102	122	123	110.00	175.00	-
316	wall panel	Muro70	99	96	124	125	110.00	30.00	-
317	wall panel	Muro70	98	97	126	127	110.00	220.00	-
318	wall panel	Muro70	96	76	128	124	110.00	100.00	-
319	wall panel	Muro70	76	77	129	128	110.00	560.00	-
320	wall panel	Muro70	77	93	130	129	110.00	100.00	-
321	wall panel	Muro70	95	94	131	132	110.00	225.00	-
326	wall panel	Muro70	93	92	133	130	110.00	35.00	-
327	wall panel	Muro70	88	87	134	135	110.00	230.00	-
328	wall panel	Muro70	91	82	136	137	110.00	95.00	-
329	wall panel	Muro70	90	89	138	139	110.00	185.00	-
330	wall panel	Muro70	82	81	140	136	110.00	95.00	-
331	wall panel	Muro70	86	85	141	142	110.00	160.00	-
332	wall panel	Muro70	84	83	143	144	110.00	175.00	-
333	wall panel	Muro60	136	140	145	146	85.00	95.00	-
334	wall panel	Muro60	146	145	182	183	355.00	95.00	-
335	wall panel	Muro60	147	148	184	185	355.00	175.00	-
336	wall panel	Muro60	149	150	186	187	355.00	160.00	-
337	wall panel	Muro60	140	144	147	145	85.00	210.00	-
338	wall panel	Muro60	144	143	148	147	85.00	175.00	-
339	wall panel	Muro60	143	142	149	148	85.00	210.00	-
340	wall panel	Muro60	142	141	150	149	85.00	160.00	-
341	wall panel	Muro60	135	134	151	152	85.00	230.00	-
342	wall panel	Muro60	152	151	188	189	355.00	230.00	-
343	wall panel	Muro60	153	154	190	191	355.00	185.00	-
344	wall panel	Muro60	155	146	183	192	355.00	95.00	-
345	wall panel	Muro60	134	139	153	151	85.00	210.00	-
346	wall panel	Muro60	139	138	154	153	85.00	185.00	-
347	wall panel	Muro60	138	137	155	154	85.00	210.00	-
348	wall panel	Muro60	137	136	146	155	85.00	95.00	-
349	wall panel	Muro60	130	133	156	157	85.00	35.00	-
350	wall panel	Muro60	157	156	193	194	355.00	35.00	-

Id	Type	Panel Typology	Id Nodes				H	B	Reinforced/Damaged area
			n ₁	n ₂	n ₃	n ₄			
						cm	cm		
351	wall panel	Muro60	158	159	195	196	355.00	225.00	-
352	wall panel	Muro60	133	132	158	156	85.00	210.00	-
353	wall panel	Muro60	132	131	159	158	85.00	225.00	-
354	wall panel	Muro60	129	130	157	160	85.00	100.00	-
355	wall panel	Muro60	160	157	194	197	355.00	100.00	-
356	wall panel	Muro60	164	163	198	199	355.00	160.00	-
357	wall panel	Muro60	161	162	163	164	85.00	160.00	-
358	wall panel	Muro60	124	128	165	166	85.00	100.00	-
359	wall panel	Muro60	166	165	200	201	355.00	100.00	-
360	wall panel	Muro60	127	126	167	168	85.00	220.00	-
361	wall panel	Muro60	168	167	202	203	355.00	220.00	-
362	wall panel	Muro60	169	166	201	204	355.00	30.00	-
363	wall panel	Muro60	126	125	169	167	85.00	210.00	-
364	wall panel	Muro60	125	124	166	169	85.00	30.00	-
365	wall panel	Muro60	119	123	170	171	85.00	210.00	-
366	wall panel	Muro60	175	171	205	206	355.00	40.00	-
367	wall panel	Muro60	170	173	207	208	355.00	175.00	-
387	wall panel	Muro60	172	174	209	210	355.00	215.00	-
406	wall panel	Muro60	122	121	172	173	85.00	210.00	-
407	wall panel	Muro60	121	120	174	172	85.00	215.00	-
408	wall panel	Muro60	118	119	171	175	85.00	40.00	-
414	wall panel	Muro60	123	122	173	170	85.00	175.00	-
425	wall panel	Muro60	114	118	175	176	85.00	100.00	-
426	wall panel	Muro60	176	175	206	211	355.00	100.00	-
427	wall panel	Muro60	112	117	177	178	85.00	210.00	-
433	wall panel	Muro60	181	178	212	213	355.00	190.00	-
434	wall panel	Muro60	177	180	214	215	355.00	170.00	-
435	wall panel	Muro60	179	176	211	216	355.00	40.00	-
438	wall panel	Muro60	116	115	179	180	85.00	210.00	-
439	wall panel	Muro60	115	114	176	179	85.00	40.00	-
440	wall panel	Muro60	113	112	178	181	85.00	190.00	-
443	wall panel	Muro60	117	116	180	177	85.00	170.00	-
444	wall panel	Muro50	212	215	217	218	85.00	210.00	-
445	wall panel	Muro50	222	218	252	253	355.00	190.00	-
448	wall panel	Muro50	217	220	254	255	355.00	170.00	-
449	wall panel	Muro50	219	221	256	257	355.00	40.00	-
450	wall panel	Muro50	214	216	219	220	85.00	210.00	-
451	wall panel	Muro50	216	211	221	219	85.00	40.00	-
462	wall panel	Muro50	213	212	218	222	85.00	190.00	-
463	wall panel	Muro50	215	214	220	217	85.00	170.00	-
464	wall panel	Muro50	211	206	223	221	85.00	100.00	-
465	wall panel	Muro50	221	223	258	256	355.00	100.00	-
466	wall panel	Muro50	205	208	224	225	85.00	210.00	-
467	wall panel	Muro50	223	225	259	258	355.00	40.00	-
468	wall panel	Muro50	224	227	260	261	355.00	175.00	-
469	wall panel	Muro50	226	228	262	263	355.00	215.00	-
470	wall panel	Muro50	207	210	226	227	85.00	210.00	-
471	wall panel	Muro50	210	209	228	226	85.00	215.00	-
582	wall panel	Muro50	206	205	225	223	85.00	40.00	-
583	wall panel	Muro50	208	207	227	224	85.00	175.00	-
584	wall panel	Muro50	203	202	229	230	85.00	220.00	-
591	wall panel	Muro50	230	229	264	265	355.00	220.00	-
592	wall panel	Muro50	231	232	266	267	355.00	30.00	-
642	wall panel	Muro50	202	204	231	229	85.00	210.00	-
643	wall panel	Muro50	204	201	232	231	85.00	30.00	-
644	wall panel	Muro50	201	200	233	232	85.00	100.00	-
645	wall panel	Muro50	232	233	268	266	355.00	100.00	-
654	wall panel	Muro50	199	198	234	235	85.00	160.00	-
655	wall panel	Muro50	235	234	269	270	355.00	160.00	-
656	wall panel	Muro50	198	197	236	234	85.00	200.00	-
657	wall panel	Muro50	200	199	235	233	85.00	200.00	-
658	wall panel	Muro50	197	194	237	236	85.00	100.00	-
659	wall panel	Muro50	236	237	271	272	355.00	100.00	-
660	wall panel	Muro50	194	193	238	237	85.00	35.00	-
661	wall panel	Muro50	237	238	273	271	355.00	35.00	-
662	wall panel	Muro50	239	240	274	275	355.00	225.00	-
663	wall panel	Muro50	193	196	239	238	85.00	210.00	-
664	wall panel	Muro50	196	195	240	239	85.00	225.00	-
665	wall panel	Muro50	189	188	241	242	85.00	230.00	-
666	wall panel	Muro50	242	241	276	277	355.00	230.00	-
667	wall panel	Muro50	243	244	278	279	355.00	185.00	-
668	wall panel	Muro50	245	246	280	281	355.00	95.00	-
669	wall panel	Muro50	188	191	243	241	85.00	210.00	-
670	wall panel	Muro50	191	190	244	243	85.00	185.00	-
671	wall panel	Muro50	190	192	245	244	85.00	210.00	-
672	wall panel	Muro50	192	183	246	245	85.00	95.00	-
673	wall panel	Muro50	183	182	247	246	85.00	95.00	-
674	wall panel	Muro50	246	247	282	280	355.00	95.00	-
675	wall panel	Muro50	248	249	283	284	355.00	175.00	-
676	wall panel	Muro50	250	251	285	286	355.00	160.00	-
677	wall panel	Muro50	182	185	248	247	85.00	210.00	-
678	wall panel	Muro50	185	184	249	248	85.00	175.00	-
679	wall panel	Muro50	184	187	250	249	85.00	210.00	-
680	wall panel	Muro50	187	186	251	250	85.00	160.00	-
681	wall panel	Muro50	290	289	306	307	180.00	35.00	-
682	wall panel	Muro50	306	309	318	319	165.00	210.00	-

Id	Type	Panel Typology	Id Nodes				H	B	Reinforced/Damaged area
			n ₁	n ₂	n ₃	n ₄			
						cm	cm		
683	wall panel	Muro50	307	306	319	320	165.00	35.00	-
686	wall panel	Muro50	309	308	321	318	165.00	225.00	-
687	wall panel	Muro50	275	274	287	288	85.00	225.00	-
688	wall panel	Muro50	288	287	308	309	180.00	225.00	-
689	wall panel	Muro50	273	275	288	289	85.00	210.00	-
690	wall panel	Muro50	271	273	289	290	85.00	35.00	-
691	wall panel	Muro50	291	290	307	310	180.00	100.00	-
692	wall panel	Muro50	310	307	320	322	165.00	100.00	-
693	wall panel	Muro50	272	271	290	291	85.00	100.00	-
694	wall panel	Muro50	312	311	323	324	165.00	160.00	-
695	wall panel	Muro50	313	312	324	325	165.00	200.00	-
696	wall panel	Muro50	311	310	322	323	165.00	200.00	-
697	wall panel	Muro50	270	269	292	293	85.00	160.00	-
698	wall panel	Muro50	293	292	311	312	180.00	160.00	-
699	wall panel	Muro50	269	272	291	292	85.00	200.00	-
700	wall panel	Muro50	268	270	293	294	85.00	200.00	-
701	wall panel	Muro50	295	294	313	314	180.00	100.00	-
702	wall panel	Muro50	314	313	325	326	165.00	100.00	-
703	wall panel	Muro50	266	268	294	295	85.00	100.00	-
704	wall panel	Muro50	298	297	315	316	180.00	220.00	-
705	wall panel	Muro50	315	317	327	328	165.00	210.00	-
706	wall panel	Muro50	316	315	328	329	165.00	220.00	-
707	wall panel	Muro50	317	314	326	327	165.00	30.00	-
708	wall panel	Muro50	267	266	295	296	85.00	30.00	-
709	wall panel	Muro50	296	295	314	317	180.00	30.00	-
710	wall panel	Muro50	264	267	296	297	85.00	210.00	-
711	wall panel	Muro50	265	264	297	298	85.00	220.00	-
712	wall panel	Muro50	280	285	299	300	100.00	850.00	-
713	wall panel	Muro50	277	280	300	301	100.00	930.00	-
714	wall panel	Muro50	258	262	302	303	100.00	850.00	-
1737	wall panel	Muro50	256	258	303	304	100.00	100.00	-
1738	wall panel	Muro50	253	256	304	305	100.00	820.00	-
Wall 2									
110	wall panel	Muro70	59	330	331	104	490.00	670.00	-
111	wall panel	Muro70	332	59	104	333	490.00	200.00	-
219	wall panel	Muro70	333	104	120	334	110.00	200.00	-
220	wall panel	Muro70	104	331	335	120	110.00	670.00	-
260	wall panel	Muro60	120	335	336	209	440.00	670.00	-
368	wall panel	Muro70	334	120	209	337	440.00	200.00	-
369	wall panel	Muro70	337	209	262	338	440.00	200.00	-
385	wall panel	Muro50	209	336	339	262	440.00	670.00	-
386	wall panel	Muro50	262	339	340	341	430.00	670.00	-
472	wall panel	Muro70	338	262	341	342	430.00	200.00	-
Wall 3									
112	wall panel	Muro70	344	345	346	347	490.00	500.00	-
113	wall panel	Muro70	332	348	349	333	490.00	500.00	-
222	wall panel	Muro70	333	349	350	334	110.00	500.00	-
223	wall panel	Muro70	347	346	351	352	110.00	500.00	-
370	wall panel	Muro70	353	351	354	355	440.00	150.00	-
371	wall panel	Muro70	352	356	357	358	440.00	150.00	-
402	wall panel	Muro70	359	350	360	361	440.00	150.00	-
473	wall panel	Muro70	334	362	363	337	440.00	150.00	-
474	wall panel	Muro70	361	360	364	365	440.00	150.00	-
475	wall panel	Muro70	337	363	366	338	440.00	150.00	-
507	wall panel	Muro70	355	354	367	368	440.00	150.00	-
715	wall panel	Muro70	358	357	369	370	440.00	150.00	-
716	wall panel	Muro70	368	367	371	372	430.00	150.00	-
717	wall panel	Muro70	370	369	373	374	430.00	150.00	-
718	wall panel	Muro70	365	364	375	376	430.00	150.00	-
719	wall panel	Muro70	338	366	377	342	430.00	150.00	-
Wall 4									
114	wall panel	Muro70	42	378	379	98	490.00	670.00	-
115	wall panel	Muro70	348	42	98	349	490.00	200.00	-
224	wall panel	Muro70	349	98	127	350	110.00	200.00	-
225	wall panel	Muro70	98	379	380	127	110.00	670.00	-
372	wall panel	Muro60	127	380	381	203	440.00	670.00	-
373	wall panel	Muro70	350	127	203	360	440.00	200.00	-
476	wall panel	Muro70	360	203	265	364	440.00	200.00	-
477	wall panel	Muro50	203	381	382	265	440.00	670.00	-
508	wall panel	Muro50	265	383	384	385	290.00	490.00	-
509	wall panel	Muro50	384	388	390	391	140.00	120.00	-
720	wall panel	Muro50	385	384	391	329	140.00	490.00	-
721	wall panel	Muro50	388	387	392	390	140.00	60.00	-
722	wall panel	Muro50	386	382	387	388	290.00	60.00	-
723	wall panel	Muro70	364	265	385	389	290.00	200.00	-
724	wall panel	Muro70	389	385	329	375	140.00	200.00	-
Wall 5									
116	wall panel	Muro70	27	393	394	94	490.00	670.00	-
117	wall panel	Muro70	344	27	94	347	490.00	200.00	-
226	wall panel	Muro70	347	94	131	352	110.00	200.00	-
227	wall panel	Muro70	94	394	395	131	110.00	670.00	-
374	wall panel	Muro60	131	395	396	195	440.00	670.00	-
375	wall panel	Muro70	352	131	195	358	440.00	200.00	-
478	wall panel	Muro70	358	195	274	370	440.00	200.00	-
479	wall panel	Muro50	195	396	397	274	440.00	670.00	-
565	wall panel	Muro50	274	397	398	321	430.00	670.00	-

Id	Type	Panel Typology	Id Nodes				H	B	Reinforced/Damaged area
			n ₁	n ₂	n ₃	n ₄			
						cm	cm		
570	wall panel	Muro70	370	274	321	374	430.00	200.00	-
Wall 6									
118	wall panel	Muro70	13	400	401	88	490.00	670.00	-
119	wall panel	Muro70	345	13	88	346	490.00	200.00	-
228	wall panel	Muro70	346	88	135	351	110.00	200.00	-
229	wall panel	Muro70	88	401	402	135	110.00	670.00	-
376	wall panel	Muro60	135	402	403	189	440.00	670.00	-
377	wall panel	Muro70	351	135	189	354	440.00	200.00	-
480	wall panel	Muro70	354	189	277	367	440.00	200.00	-
481	wall panel	Muro50	189	403	404	277	440.00	670.00	-
571	wall panel	Muro50	277	404	405	406	430.00	670.00	-
572	wall panel	Muro70	367	277	406	371	430.00	200.00	-
Wall 7									
120	wall panel	Muro70	408	409	410	411	240.00	210.00	-
121	wall panel	Muro70	419	411	457	458	250.00	95.00	-
122	wall panel	Muro70	410	415	459	460	250.00	215.00	-
123	wall panel	Muro70	414	417	461	462	250.00	150.00	-
124	wall panel	Muro70	412	413	414	415	240.00	210.00	-
125	wall panel	Muro70	413	416	417	414	240.00	150.00	-
126	wall panel	Muro70	418	408	411	419	240.00	95.00	-
230	wall panel	Muro70	409	412	415	410	240.00	215.00	-
231	wall panel	Muro70	420	421	422	423	240.00	210.00	-
232	wall panel	Muro70	429	423	463	464	250.00	85.00	-
233	wall panel	Muro70	422	427	465	466	250.00	180.00	-
234	wall panel	Muro70	426	419	458	467	250.00	105.00	-
235	wall panel	Muro70	424	425	426	427	240.00	210.00	-
236	wall panel	Muro70	425	418	419	426	240.00	105.00	-
378	wall panel	Muro70	428	420	423	429	240.00	85.00	-
379	wall panel	Muro70	421	424	427	422	240.00	180.00	-
380	wall panel	Muro70	430	431	432	433	240.00	45.00	-
381	wall panel	Muro70	433	432	468	469	250.00	45.00	-
382	wall panel	Muro70	435	429	464	470	250.00	105.00	-
383	wall panel	Muro70	431	434	435	432	240.00	210.00	-
384	wall panel	Muro70	434	428	429	435	240.00	105.00	-
482	wall panel	Muro70	442	441	439	452	120.00	45.00	-
483	wall panel	Muro70	452	439	471	472	250.00	45.00	-
484	wall panel	Muro70	438	433	469	473	250.00	135.00	-
485	wall panel	Muro70	436	437	438	439	240.00	210.00	-
486	wall panel	Muro70	437	430	433	438	240.00	135.00	-
487	wall panel	Muro70	440	436	441	442	120.00	45.00	-
488	wall panel	Muro70	444	442	452	453	120.00	180.00	-
573	wall panel	Muro70	453	452	472	474	250.00	180.00	-
576	wall panel	Muro70	443	440	442	444	120.00	180.00	-
577	wall panel	Muro70	445	446	447	448	120.00	80.00	-
578	wall panel	Muro70	448	447	454	455	370.00	80.00	-
725	wall panel	Muro70	450	444	453	456	120.00	115.00	-
726	wall panel	Muro70	456	453	474	475	250.00	115.00	-
727	wall panel	Muro70	446	449	450	447	120.00	210.00	-
728	wall panel	Muro70	449	443	444	450	120.00	115.00	-
729	wall panel	Muro70	63	445	448	451	120.00	670.00	-
730	wall panel	Muro70	451	448	455	108	370.00	670.00	-
731	wall panel	Muro70	108	455	476	113	110.00	670.00	-
732	wall panel	Muro70	475	474	477	478	110.00	115.00	-
733	wall panel	Muro70	455	454	479	476	110.00	80.00	-
734	wall panel	Muro70	474	472	480	477	110.00	180.00	-
735	wall panel	Muro70	473	469	481	482	110.00	135.00	-
736	wall panel	Muro70	472	471	483	480	110.00	45.00	-
737	wall panel	Muro70	470	464	484	485	110.00	105.00	-
738	wall panel	Muro70	469	468	486	481	110.00	45.00	-
739	wall panel	Muro70	467	458	487	488	110.00	105.00	-
740	wall panel	Muro70	466	465	489	490	110.00	180.00	-
741	wall panel	Muro70	464	463	491	484	110.00	85.00	-
742	wall panel	Muro70	462	461	492	493	110.00	150.00	-
743	wall panel	Muro70	460	459	494	495	110.00	215.00	-
744	wall panel	Muro70	458	457	496	487	110.00	95.00	-
745	wall panel	Muro60	487	496	497	498	85.00	95.00	-
746	wall panel	Muro60	498	497	518	519	355.00	95.00	-
747	wall panel	Muro60	499	500	520	521	355.00	215.00	-
748	wall panel	Muro60	501	502	522	523	355.00	150.00	-
749	wall panel	Muro60	496	495	499	497	85.00	210.00	-
750	wall panel	Muro60	495	494	500	499	85.00	215.00	-
751	wall panel	Muro60	494	493	501	500	85.00	210.00	-
752	wall panel	Muro60	493	492	502	501	85.00	150.00	-
753	wall panel	Muro60	491	490	503	504	85.00	210.00	-
754	wall panel	Muro60	507	504	524	525	355.00	85.00	-
755	wall panel	Muro60	503	506	526	527	355.00	180.00	-
756	wall panel	Muro60	505	498	519	528	355.00	105.00	-
757	wall panel	Muro60	489	488	505	506	85.00	210.00	-
758	wall panel	Muro60	488	487	498	505	85.00	105.00	-
759	wall panel	Muro60	484	491	504	507	85.00	85.00	-
760	wall panel	Muro60	490	489	506	503	85.00	180.00	-
761	wall panel	Muro60	481	486	508	509	85.00	45.00	-
762	wall panel	Muro60	509	508	529	530	355.00	45.00	-
763	wall panel	Muro60	510	507	525	531	355.00	105.00	-
764	wall panel	Muro60	486	485	510	508	85.00	210.00	-
765	wall panel	Muro60	485	484	507	510	85.00	105.00	-

Id	Type	Panel Typology	Id Nodes				H	B	Reinforced/Damaged area
			n ₁	n ₂	n ₃	n ₄			
						cm	cm		
766	wall panel	Muro60	480	483	511	512	85.00	45.00	-
767	wall panel	Muro60	512	511	532	533	355.00	45.00	-
768	wall panel	Muro60	513	509	530	534	355.00	135.00	-
769	wall panel	Muro60	483	482	513	511	85.00	210.00	-
770	wall panel	Muro60	482	481	509	513	85.00	135.00	-
771	wall panel	Muro60	477	480	512	514	85.00	180.00	-
772	wall panel	Muro60	514	512	533	535	355.00	180.00	-
773	wall panel	Muro60	476	479	515	516	85.00	80.00	-
774	wall panel	Muro60	516	515	536	537	355.00	80.00	-
775	wall panel	Muro60	517	514	535	538	355.00	115.00	-
776	wall panel	Muro60	479	478	517	515	85.00	210.00	-
777	wall panel	Muro60	478	477	514	517	85.00	115.00	-
778	wall panel	Muro60	113	476	516	181	85.00	670.00	-
779	wall panel	Muro60	181	516	537	213	355.00	670.00	-
780	wall panel	Muro50	213	537	539	222	85.00	670.00	-
781	wall panel	Muro50	222	539	560	253	355.00	670.00	-
782	wall panel	Muro50	537	536	540	539	85.00	80.00	-
783	wall panel	Muro50	539	540	561	560	355.00	80.00	-
784	wall panel	Muro50	541	542	562	563	355.00	115.00	-
785	wall panel	Muro50	536	538	541	540	85.00	210.00	-
786	wall panel	Muro50	538	535	542	541	85.00	115.00	-
787	wall panel	Muro50	535	533	543	542	85.00	180.00	-
788	wall panel	Muro50	542	543	564	562	355.00	180.00	-
789	wall panel	Muro50	533	532	544	543	85.00	45.00	-
790	wall panel	Muro50	543	544	565	564	355.00	45.00	-
791	wall panel	Muro50	545	546	566	567	355.00	135.00	-
792	wall panel	Muro50	532	534	545	544	85.00	210.00	-
793	wall panel	Muro50	534	530	546	545	85.00	135.00	-
794	wall panel	Muro50	530	529	547	546	85.00	45.00	-
795	wall panel	Muro50	546	547	568	566	355.00	45.00	-
796	wall panel	Muro50	548	549	569	570	355.00	105.00	-
797	wall panel	Muro50	529	531	548	547	85.00	210.00	-
798	wall panel	Muro50	531	525	549	548	85.00	105.00	-
799	wall panel	Muro50	525	524	550	549	85.00	85.00	-
800	wall panel	Muro50	549	550	571	569	355.00	85.00	-
801	wall panel	Muro50	551	552	572	573	355.00	180.00	-
802	wall panel	Muro50	553	554	574	575	355.00	105.00	-
803	wall panel	Muro50	524	527	551	550	85.00	210.00	-
804	wall panel	Muro50	527	526	552	551	85.00	180.00	-
805	wall panel	Muro50	526	528	553	552	85.00	210.00	-
806	wall panel	Muro50	528	519	554	553	85.00	105.00	-
807	wall panel	Muro50	519	518	555	554	85.00	95.00	-
808	wall panel	Muro50	554	555	576	574	355.00	95.00	-
809	wall panel	Muro50	556	557	577	578	355.00	215.00	-
810	wall panel	Muro50	558	559	579	580	355.00	150.00	-
811	wall panel	Muro50	518	521	556	555	85.00	210.00	-
812	wall panel	Muro50	521	520	557	556	85.00	215.00	-
813	wall panel	Muro50	520	523	558	557	85.00	210.00	-
814	wall panel	Muro50	523	522	559	558	85.00	150.00	-
815	wall panel	Muro50	574	579	581	582	100.00	880.00	-
816	wall panel	Muro50	569	574	582	583	100.00	790.00	-
817	wall panel	Muro50	566	569	583	584	100.00	360.00	-
818	wall panel	Muro50	564	566	584	585	100.00	390.00	-
819	wall panel	Muro50	562	564	585	586	100.00	180.00	-
820	wall panel	Muro50	560	562	586	587	100.00	405.00	-
821	wall panel	Muro50	253	560	587	305	100.00	670.00	-
Wall 9									
128	wall panel	Muro70	61	588	589	106	490.00	670.00	-
237	wall panel	Muro70	106	589	590	114	110.00	670.00	-
1172	wall panel	Muro cls	114	590	591	211	440.00	670.00	-
1173	wall panel	Muro cls	211	591	592	256	440.00	670.00	-
Wall 13									
133	wall panel	Muro70	37	598	599	600	290.00	270.00	-
239	wall panel	Muro70	599	602	603	604	80.00	160.00	-
836	wall panel	Muro70	600	599	604	76	80.00	270.00	-
837	wall panel	Muro70	602	601	605	603	80.00	240.00	-
838	wall panel	Muro70	593	594	595	596	120.00	240.00	-
839	wall panel	Muro70	596	595	601	602	290.00	240.00	-
840	wall panel	Muro70	597	593	596	598	120.00	160.00	-
841	wall panel	Muro70	34	597	598	37	120.00	270.00	-
842	wall panel	Muro70	76	605	606	128	110.00	670.00	-
843	wall panel	Muro cls	128	607	608	609	290.00	270.00	-
844	wall panel	Muro cls	608	612	613	614	150.00	100.00	-
845	wall panel	Muro cls	609	608	614	200	150.00	270.00	-
846	wall panel	Muro cls	612	611	615	613	150.00	300.00	-
847	wall panel	Muro cls	610	606	611	612	290.00	300.00	-
Wall 14									
135	wall panel	Muro70	32	617	618	77	490.00	670.00	-
240	wall panel	Muro70	77	618	619	129	110.00	670.00	-
579	wall panel	Muro cls	129	620	621	622	290.00	170.00	-
848	wall panel	Muro cls	621	625	626	627	150.00	100.00	-
849	wall panel	Muro cls	622	621	627	197	150.00	170.00	-
850	wall panel	Muro cls	625	624	628	626	150.00	400.00	-
851	wall panel	Muro cls	623	619	624	625	290.00	400.00	-
Wall 15									
129	wall panel	Muro70	637	635	690	691	290.00	80.00	-

Id	Type	Panel Typology	Id Nodes				H	B	Reinforced/Damaged area
			n ₁	n ₂	n ₃	n ₄			
						cm	cm		
136	wall panel	Muro70	690	693	724	725	80.00	130.00	-
137	wall panel	Muro70	691	690	725	726	80.00	80.00	-
138	wall panel	Muro70	693	692	727	724	80.00	56.15	-
139	wall panel	Muro70	630	631	632	633	120.00	56.15	-
140	wall panel	Muro70	633	632	692	693	290.00	56.15	-
141	wall panel	Muro70	634	630	633	635	120.00	130.00	-
142	wall panel	Muro70	636	634	635	637	120.00	80.00	-
143	wall panel	Muro70	642	641	694	695	290.00	140.00	-
144	wall panel	Muro70	694	696	728	729	80.00	130.00	-
146	wall panel	Muro70	695	694	729	401	80.00	140.00	-
153	wall panel	Muro70	696	691	726	728	80.00	660.00	-
242	wall panel	Muro70	638	636	637	639	120.00	660.00	-
243	wall panel	Muro70	639	637	691	696	290.00	660.00	-
244	wall panel	Muro70	640	638	639	641	120.00	130.00	-
245	wall panel	Muro70	400	640	641	642	120.00	140.00	-
246	wall panel	Muro70	649	646	697	698	290.00	30.00	Mur1Fibre2x33x33T96
247	wall panel	Muro70	697	700	730	731	80.00	130.00	-
248	wall panel	Muro70	698	697	731	732	80.00	30.00	-
249	wall panel	Muro70	700	699	394	730	80.00	310.00	-
250	wall panel	Muro70	643	644	645	646	120.00	130.00	-
251	wall panel	Muro70	645	647	699	700	290.00	310.00	-
252	wall panel	Muro70	644	393	647	645	120.00	310.00	-
253	wall panel	Muro70	648	643	646	649	120.00	30.00	-
256	wall panel	Muro70	650	649	698	701	290.00	100.00	-
257	wall panel	Muro70	701	698	732	618	80.00	100.00	-
322	wall panel	Muro70	617	648	649	650	120.00	100.00	-
323	wall panel	Muro70	595	654	702	601	290.00	180.00	-
324	wall panel	Muro70	702	703	733	734	80.00	200.00	-
325	wall panel	Muro70	601	702	734	605	80.00	180.00	-
388	wall panel	Muro70	703	701	618	733	80.00	180.00	-
389	wall panel	Muro70	651	617	650	652	120.00	180.00	-
390	wall panel	Muro70	652	650	701	703	290.00	180.00	-
391	wall panel	Muro70	653	651	652	654	120.00	200.00	-
392	wall panel	Muro70	594	653	654	595	120.00	180.00	-
393	wall panel	Muro70	656	595	601	704	290.00	100.00	-
394	wall panel	Muro70	704	601	605	735	80.00	100.00	-
395	wall panel	Muro70	655	594	595	656	120.00	100.00	-
396	wall panel	Muro70	705	704	735	736	80.00	30.00	-
397	wall panel	Muro70	706	705	736	737	80.00	130.00	-
398	wall panel	Muro70	707	706	737	379	80.00	300.00	-
399	wall panel	Muro70	657	655	656	658	120.00	30.00	-
400	wall panel	Muro70	658	656	704	705	290.00	30.00	Mur1Fibre2x33x33T96
401	wall panel	Muro70	378	659	660	661	120.00	300.00	-
452	wall panel	Muro70	659	657	658	660	120.00	130.00	-
453	wall panel	Muro70	661	660	706	707	290.00	300.00	-
454	wall panel	Muro70	668	666	708	709	290.00	80.00	-
455	wall panel	Muro70	708	711	738	739	80.00	130.00	-
456	wall panel	Muro70	709	708	739	740	80.00	80.00	-
457	wall panel	Muro70	711	710	331	738	80.00	640.00	-
458	wall panel	Muro70	662	330	663	664	120.00	640.00	-
459	wall panel	Muro70	664	663	710	711	290.00	640.00	-
460	wall panel	Muro70	665	662	664	666	120.00	130.00	-
461	wall panel	Muro70	667	665	666	668	120.00	80.00	-
489	wall panel	Muro70	669	668	709	712	290.00	100.00	-
490	wall panel	Muro70	712	709	740	589	80.00	100.00	-
491	wall panel	Muro70	588	667	668	669	120.00	100.00	-
492	wall panel	Muro70	445	670	671	448	120.00	560.00	-
493	wall panel	Muro70	448	671	713	714	290.00	560.00	-
494	wall panel	Muro70	714	713	741	455	80.00	560.00	-
495	wall panel	Muro70	671	675	715	713	290.00	80.00	-
496	wall panel	Muro70	715	716	742	743	80.00	130.00	-
497	wall panel	Muro70	713	715	743	741	80.00	80.00	-
498	wall panel	Muro70	716	712	589	742	80.00	50.00	-
499	wall panel	Muro70	672	588	669	673	120.00	50.00	Mur1Fibre2x33x33T96
500	wall panel	Muro70	673	669	712	716	290.00	50.00	-
501	wall panel	Muro70	674	672	673	675	120.00	130.00	Mur1Fibre2x33x33T96
533	wall panel	Muro70	670	674	675	671	120.00	80.00	Mur1Fibre2x33x33T96
586	wall panel	Muro70	741	589	590	751	110.00	260.00	-
587	wall panel	Muro70	455	741	751	476	110.00	560.00	-
588	wall panel	Muro70	589	740	752	590	110.00	100.00	-
684	wall panel	Muro70	740	331	335	752	110.00	850.00	-
685	wall panel	Muro70	379	735	753	380	110.00	460.00	-
822	wall panel	Muro70	735	605	606	753	110.00	100.00	-
823	wall panel	Muro70	605	618	619	606	110.00	560.00	-
824	wall panel	Muro70	618	732	754	619	110.00	100.00	-
825	wall panel	Muro70	732	394	395	754	110.00	470.00	-
826	wall panel	Muro70	401	726	755	402	110.00	930.00	-
827	wall panel	Muro70	726	727	756	755	110.00	266.15	-
828	wall panel	Muro70	647	679	717	699	290.00	75.00	-
829	wall panel	Muro70	717	718	744	745	80.00	350.00	-
830	wall panel	Muro70	699	717	745	394	80.00	75.00	-
831	wall panel	Muro70	718	695	401	744	80.00	75.00	-
832	wall panel	Muro70	676	400	642	677	120.00	75.00	-
833	wall panel	Muro70	677	642	695	718	290.00	75.00	-
834	wall panel	Muro70	678	676	677	679	120.00	350.00	-
835	wall panel	Muro70	393	678	679	647	120.00	75.00	-

Id	Type	Panel Typology	Id Nodes				H	B	Reinforced/Damaged area
			n ₁	n ₂	n ₃	n ₄			
						cm	cm		
852	wall panel	Muro70	663	683	719	710	290.00	75.00	-
853	wall panel	Muro70	719	720	746	747	80.00	350.00	-
854	wall panel	Muro70	710	719	747	331	80.00	75.00	-
855	wall panel	Muro70	720	707	379	746	80.00	75.00	-
856	wall panel	Muro70	680	378	661	681	120.00	75.00	-
857	wall panel	Muro70	681	661	707	720	290.00	75.00	-
858	wall panel	Muro70	682	680	681	683	120.00	350.00	-
859	wall panel	Muro70	330	682	683	663	120.00	75.00	-
860	wall panel	Muro70	331	379	380	335	110.00	500.00	-
861	wall panel	Muro70	394	401	402	395	110.00	500.00	-
862	wall panel	Muro60	395	758	759	760	290.00	75.00	-
863	wall panel	Muro60	759	763	809	810	150.00	350.00	-
864	wall panel	Muro60	760	759	810	396	150.00	75.00	-
865	wall panel	Muro60	763	762	403	809	150.00	75.00	-
866	wall panel	Muro60	761	402	762	763	290.00	75.00	-
867	wall panel	Muro60	335	764	765	766	290.00	75.00	-
868	wall panel	Muro60	765	769	811	812	150.00	350.00	-
869	wall panel	Muro60	766	765	812	336	150.00	75.00	-
870	wall panel	Muro60	769	768	381	811	150.00	75.00	-
871	wall panel	Muro60	767	380	768	769	290.00	75.00	-
872	wall panel	Muro60	755	756	770	771	290.00	266.15	-
873	wall panel	Muro60	771	770	813	814	150.00	266.15	-
874	wall panel	Muro60	402	772	773	762	290.00	270.00	-
875	wall panel	Muro60	773	775	815	816	150.00	130.00	-
876	wall panel	Muro60	762	773	816	403	150.00	270.00	-
877	wall panel	Muro60	775	771	814	815	150.00	530.00	-
878	wall panel	Muro60	774	755	771	775	290.00	530.00	-
879	wall panel	Muro60	754	776	777	778	290.00	30.00	-
880	wall panel	Muro60	777	780	817	818	150.00	130.00	-
881	wall panel	Muro60	778	777	818	819	150.00	30.00	-
882	wall panel	Muro60	780	760	396	817	150.00	310.00	-
883	wall panel	Muro60	779	395	760	780	290.00	310.00	-
884	wall panel	Muro60	619	754	778	624	290.00	100.00	-
885	wall panel	Muro60	624	778	819	628	150.00	100.00	-
886	wall panel	Muro60	606	781	782	611	290.00	215.00	-
887	wall panel	Muro60	782	784	820	821	150.00	130.00	-
888	wall panel	Muro60	611	782	821	615	150.00	215.00	-
889	wall panel	Muro60	784	624	628	820	150.00	215.00	-
890	wall panel	Muro60	783	619	624	784	290.00	215.00	-
891	wall panel	Muro60	753	606	611	785	290.00	100.00	-
892	wall panel	Muro60	785	611	615	822	150.00	100.00	-
893	wall panel	Muro60	380	786	787	768	290.00	300.00	-
894	wall panel	Muro60	787	789	823	824	150.00	130.00	-
895	wall panel	Muro60	768	787	824	381	150.00	300.00	-
896	wall panel	Muro60	789	785	822	823	150.00	30.00	-
897	wall panel	Muro60	788	753	785	789	290.00	30.00	-
898	wall panel	Muro60	752	790	791	792	290.00	210.00	-
899	wall panel	Muro60	791	794	825	826	150.00	130.00	-
900	wall panel	Muro60	792	791	826	827	150.00	210.00	-
901	wall panel	Muro60	794	766	336	825	150.00	510.00	-
902	wall panel	Muro60	793	335	766	794	290.00	510.00	-
903	wall panel	Muro60	590	752	792	795	290.00	100.00	-
904	wall panel	Muro60	795	792	827	591	150.00	100.00	-
905	wall panel	Muro60	476	796	797	798	290.00	280.00	-
906	wall panel	Muro60	797	801	828	829	150.00	130.00	-
907	wall panel	Muro60	798	797	829	537	150.00	280.00	-
908	wall panel	Muro60	801	800	830	828	150.00	150.00	-
909	wall panel	Muro60	799	751	800	801	290.00	150.00	-
910	wall panel	Muro60	751	802	803	800	290.00	130.00	Mur1Fibre2x66x66T96
911	wall panel	Muro60	803	795	591	831	150.00	130.00	-
912	wall panel	Muro60	800	803	831	830	150.00	130.00	-
913	wall panel	Muro50	830	831	835	836	290.00	130.00	-
914	wall panel	Muro50	835	841	592	876	150.00	130.00	-
915	wall panel	Muro50	836	835	876	877	150.00	130.00	-
916	wall panel	Muro50	537	829	837	838	290.00	280.00	-
917	wall panel	Muro50	837	839	878	879	150.00	130.00	-
918	wall panel	Muro50	838	837	879	560	150.00	280.00	-
919	wall panel	Muro50	839	836	877	878	150.00	150.00	-
920	wall panel	Muro50	828	830	836	839	290.00	150.00	-
921	wall panel	Muro50	591	827	840	841	290.00	100.00	-
922	wall panel	Muro50	841	840	880	592	150.00	100.00	-
923	wall panel	Muro50	827	826	842	840	290.00	210.00	-
924	wall panel	Muro50	842	845	881	882	150.00	130.00	-
925	wall panel	Muro50	840	842	882	880	150.00	210.00	-
926	wall panel	Muro50	845	844	883	881	150.00	260.00	-
927	wall panel	Muro50	844	848	884	883	150.00	130.00	-
928	wall panel	Muro50	848	847	339	884	150.00	120.00	-
929	wall panel	Muro50	825	843	844	845	290.00	260.00	-
930	wall panel	Muro50	846	336	847	848	290.00	120.00	-
931	wall panel	Muro50	381	849	850	851	290.00	170.00	-
932	wall panel	Muro50	850	853	885	886	150.00	130.00	-
933	wall panel	Muro50	851	850	886	382	150.00	170.00	-
934	wall panel	Muro50	853	852	887	885	150.00	160.00	-
935	wall panel	Muro50	824	822	852	853	290.00	160.00	-
936	wall panel	Muro50	852	855	888	887	150.00	100.00	-
937	wall panel	Muro50	615	821	854	855	290.00	215.00	-

Id	Type	Panel Typology	Id Nodes				H	B	Reinforced/Damaged area
			n ₁	n ₂	n ₃	n ₄			
						cm	cm		
938	wall panel	Muro50	854	857	889	890	150.00	130.00	-
939	wall panel	Muro50	855	854	890	888	150.00	215.00	-
940	wall panel	Muro50	857	856	891	889	150.00	215.00	-
941	wall panel	Muro50	820	628	856	857	290.00	215.00	-
942	wall panel	Muro50	856	860	892	891	150.00	100.00	-
943	wall panel	Muro50	819	858	859	860	290.00	110.00	-
944	wall panel	Muro50	859	863	893	894	150.00	130.00	-
945	wall panel	Muro50	860	859	894	892	150.00	110.00	-
946	wall panel	Muro50	863	862	397	893	150.00	230.00	-
947	wall panel	Muro50	861	396	862	863	290.00	230.00	-
948	wall panel	Muro50	403	816	864	865	290.00	270.00	-
1128	wall panel	Muro50	864	867	895	896	150.00	130.00	-
1129	wall panel	Muro50	865	864	896	404	150.00	270.00	-
1130	wall panel	Muro50	867	866	897	895	150.00	530.00	-
1131	wall panel	Muro50	815	814	866	867	290.00	530.00	-
1132	wall panel	Muro50	814	813	868	866	290.00	266.15	-
1133	wall panel	Muro50	866	868	898	897	150.00	266.15	-
1134	wall panel	Muro50	336	812	869	847	290.00	75.00	-
1135	wall panel	Muro50	869	870	899	900	150.00	350.00	-
1136	wall panel	Muro50	847	869	900	339	150.00	75.00	-
1137	wall panel	Muro50	870	851	382	899	150.00	75.00	-
1138	wall panel	Muro50	811	381	851	870	290.00	75.00	-
1139	wall panel	Muro50	396	810	871	862	290.00	75.00	-
1140	wall panel	Muro50	871	872	901	902	150.00	350.00	-
1141	wall panel	Muro50	862	871	902	397	150.00	75.00	-
1142	wall panel	Muro50	872	865	404	901	150.00	75.00	-
1143	wall panel	Muro50	809	403	865	872	290.00	75.00	-
1144	wall panel	Muro50	397	902	906	907	290.00	75.00	-
1145	wall panel	Muro50	906	909	930	931	140.00	350.00	-
1146	wall panel	Muro50	907	906	931	398	140.00	75.00	-
1147	wall panel	Muro50	909	908	405	930	140.00	75.00	-
1148	wall panel	Muro50	901	404	908	909	290.00	75.00	-
1149	wall panel	Muro50	339	900	910	911	290.00	75.00	-
1150	wall panel	Muro50	910	912	932	933	140.00	350.00	-
1151	wall panel	Muro50	911	910	933	340	140.00	75.00	-
1152	wall panel	Muro50	912	387	392	932	140.00	75.00	-
1153	wall panel	Muro50	899	382	387	912	290.00	75.00	-
1154	wall panel	Muro50	920	915	934	935	140.00	150.00	-
1155	wall panel	Muro50	917	921	936	937	140.00	130.00	-
1156	wall panel	Muro50	918	917	937	938	140.00	30.00	-
1157	wall panel	Muro50	921	920	935	936	140.00	185.00	-
1158	wall panel	Muro50	915	914	939	934	140.00	65.00	-
1159	wall panel	Muro50	913	891	914	915	290.00	65.00	-
1160	wall panel	Muro50	888	916	917	918	290.00	30.00	-
1161	wall panel	Muro50	919	889	920	921	290.00	185.00	-
1162	wall panel	Muro50	887	888	918	922	290.00	100.00	-
1163	wall panel	Muro50	922	918	938	940	140.00	100.00	-
1164	wall panel	Muro50	382	886	923	387	290.00	170.00	-
1165	wall panel	Muro50	923	927	941	942	140.00	90.00	-
1166	wall panel	Muro50	387	923	942	392	140.00	170.00	-
1167	wall panel	Muro50	927	926	943	941	140.00	80.00	-
1168	wall panel	Muro50	926	929	944	943	140.00	90.00	-
1169	wall panel	Muro50	929	922	940	944	140.00	30.00	-
1170	wall panel	Muro50	924	925	926	927	290.00	80.00	-
1171	wall panel	Muro50	928	887	922	929	290.00	30.00	-
1174	wall panel	Muro70	632	689	721	692	290.00	260.00	-
1517	wall panel	Muro70	721	723	748	749	80.00	100.00	-
1518	wall panel	Muro70	692	721	749	727	80.00	260.00	-
1521	wall panel	Muro70	723	722	750	748	80.00	187.38	-
1522	wall panel	Muro70	684	685	686	687	120.00	187.38	-
1523	wall panel	Muro70	687	686	722	723	290.00	187.38	-
1524	wall panel	Muro70	688	684	687	689	120.00	100.00	-
1525	wall panel	Muro70	631	688	689	632	120.00	260.00	-
1526	wall panel	Muro70	727	750	757	756	110.00	547.38	-
1527	wall panel	Muro60	756	804	805	770	290.00	230.00	-
1528	wall panel	Muro60	805	808	832	833	150.00	130.00	-
1529	wall panel	Muro60	770	805	833	813	150.00	230.00	-
1530	wall panel	Muro60	808	807	834	832	150.00	187.38	-
1531	wall panel	Muro60	806	757	807	808	290.00	187.38	-
1532	wall panel	Muro50	813	833	873	868	290.00	230.00	-
1533	wall panel	Muro50	873	875	903	904	150.00	130.00	-
1534	wall panel	Muro50	868	873	904	898	150.00	230.00	-
1535	wall panel	Muro50	875	874	905	903	150.00	187.38	-
1536	wall panel	Muro50	832	834	874	875	290.00	187.38	-
Wall 16									
155	wall panel	Muro70	945	946	947	948	490.00	176.15	-
156	wall panel	Muro70	949	950	951	952	490.00	190.00	-
254	wall panel	Muro70	952	951	1011	1012	110.00	190.00	-
255	wall panel	Muro70	948	947	1013	1014	110.00	176.15	-
403	wall panel	Muro60	1014	1013	1034	1035	440.00	176.15	-
404	wall panel	Muro60	1012	1011	1036	1037	440.00	190.00	-
405	wall panel	Muro60	1038	1012	1037	1039	440.00	560.00	-
504	wall panel	Muro50	1039	1037	1080	1081	440.00	560.00	-
505	wall panel	Muro50	1037	1036	1082	1080	440.00	190.00	-
506	wall panel	Muro50	1035	1034	1083	1084	440.00	176.15	-
544	wall panel	Muro70	953	343	954	955	240.00	670.00	-

Id	Type	Panel Typology	Id Nodes				H	B	Reinforced/Damaged area
			n ₁	n ₂	n ₃	n ₄			
						cm	cm		
548	wall panel	Muro70	955	954	992	993	250.00	670.00	-
549	wall panel	Muro70	956	407	957	958	240.00	150.00	-
550	wall panel	Muro70	958	957	994	995	250.00	150.00	-
551	wall panel	Muro70	343	959	960	954	240.00	120.00	-
552	wall panel	Muro70	954	960	996	992	250.00	120.00	-
553	wall panel	Muro70	407	961	962	957	240.00	650.00	-
554	wall panel	Muro70	957	962	997	994	250.00	650.00	-
555	wall panel	Muro70	959	963	964	960	240.00	150.00	-
556	wall panel	Muro70	960	964	998	996	250.00	150.00	-
557	wall panel	Muro70	966	968	999	1000	250.00	340.00	-
558	wall panel	Muro70	970	988	1001	1002	250.00	130.00	-
559	wall panel	Muro70	963	965	966	964	240.00	160.00	-
560	wall panel	Muro70	965	967	968	966	240.00	340.00	-
561	wall panel	Muro70	967	969	970	968	240.00	160.00	-
562	wall panel	Muro70	969	616	971	972	120.00	130.00	-
563	wall panel	Muro70	972	971	988	970	120.00	130.00	-
564	wall panel	Muro70	616	973	974	971	120.00	175.00	-
566	wall panel	Muro70	988	989	1003	1001	250.00	175.00	-
567	wall panel	Muro70	971	974	989	988	120.00	175.00	-
568	wall panel	Muro70	976	977	990	991	120.00	175.00	-
569	wall panel	Muro70	973	975	976	974	120.00	210.00	-
574	wall panel	Muro70	975	629	977	976	120.00	175.00	-
575	wall panel	Muro70	991	990	1004	1005	250.00	175.00	-
580	wall panel	Muro70	996	998	1015	1016	110.00	150.00	-
581	wall panel	Muro70	1002	1001	1017	1018	110.00	130.00	-
589	wall panel	Muro70	1000	999	1019	1020	110.00	340.00	-
590	wall panel	Muro70	1005	1004	1021	1022	110.00	175.00	-
949	wall panel	Muro70	1001	1003	1023	1017	110.00	175.00	-
950	wall panel	Muro70	993	992	1024	1025	110.00	670.00	-
951	wall panel	Muro70	992	996	1016	1024	110.00	120.00	-
952	wall panel	Muro70	995	994	1026	1027	110.00	150.00	-
953	wall panel	Muro70	994	997	1028	1026	110.00	650.00	-
954	wall panel	Muro60	1016	1015	1040	1041	85.00	150.00	-
955	wall panel	Muro60	1041	1040	1061	1062	355.00	150.00	-
956	wall panel	Muro60	1042	1043	1063	1064	355.00	340.00	-
957	wall panel	Muro60	1044	1045	1065	1066	355.00	130.00	-
958	wall panel	Muro60	1015	1020	1042	1040	85.00	160.00	-
959	wall panel	Muro60	1020	1019	1043	1042	85.00	340.00	-
960	wall panel	Muro60	1019	1018	1044	1043	85.00	160.00	-
961	wall panel	Muro60	1018	1017	1045	1044	85.00	130.00	-
962	wall panel	Muro60	1017	1023	1046	1045	85.00	175.00	-
963	wall panel	Muro60	1045	1046	1067	1065	355.00	175.00	-
964	wall panel	Muro60	1047	1048	1068	1069	355.00	175.00	-
965	wall panel	Muro60	1023	1022	1047	1046	85.00	210.00	-
966	wall panel	Muro60	1022	1021	1048	1047	85.00	175.00	-
967	wall panel	Muro60	1025	1024	1049	1050	85.00	670.00	-
968	wall panel	Muro60	1050	1049	1070	1071	355.00	670.00	-
969	wall panel	Muro60	1024	1016	1041	1049	85.00	120.00	-
970	wall panel	Muro60	1049	1041	1062	1070	355.00	120.00	-
971	wall panel	Muro60	1027	1026	1051	1052	85.00	150.00	-
972	wall panel	Muro60	1052	1051	1072	1073	355.00	150.00	-
973	wall panel	Muro60	1026	1028	1053	1051	85.00	650.00	-
974	wall panel	Muro60	1051	1053	1074	1072	355.00	650.00	-
975	wall panel	Muro50	1062	1061	1085	1086	85.00	150.00	-
976	wall panel	Muro50	1086	1085	1105	1106	355.00	150.00	-
977	wall panel	Muro50	1087	1088	1107	1108	355.00	340.00	-
978	wall panel	Muro50	1089	1090	1109	1110	355.00	130.00	-
979	wall panel	Muro50	1061	1064	1087	1085	85.00	160.00	-
980	wall panel	Muro50	1064	1063	1088	1087	85.00	340.00	-
981	wall panel	Muro50	1063	1066	1089	1088	85.00	160.00	-
982	wall panel	Muro50	1066	1065	1090	1089	85.00	130.00	-
983	wall panel	Muro50	1065	1067	1091	1090	85.00	175.00	-
984	wall panel	Muro50	1090	1091	1111	1109	355.00	175.00	-
985	wall panel	Muro50	1092	1093	1112	1113	355.00	175.00	-
986	wall panel	Muro50	1067	1069	1092	1091	85.00	210.00	-
987	wall panel	Muro50	1069	1068	1093	1092	85.00	175.00	-
988	wall panel	Muro50	1071	1070	1094	1095	85.00	670.00	-
989	wall panel	Muro50	1095	1094	1114	1115	355.00	670.00	-
990	wall panel	Muro50	1070	1062	1086	1094	85.00	120.00	-
991	wall panel	Muro50	1094	1086	1106	1114	355.00	120.00	-
992	wall panel	Muro50	1073	1072	1096	1097	85.00	150.00	-
993	wall panel	Muro50	1097	1096	1116	1117	355.00	150.00	-
994	wall panel	Muro50	1072	1074	1098	1096	85.00	650.00	-
995	wall panel	Muro50	1096	1098	1118	1116	355.00	650.00	-
996	wall panel	Muro50	1129	1128	1139	1140	180.00	150.00	-
997	wall panel	Muro50	1139	1142	1154	1155	165.00	160.00	-
998	wall panel	Muro50	1140	1139	1155	1156	165.00	150.00	-
999	wall panel	Muro50	1142	1141	1157	1154	165.00	340.00	-
1000	wall panel	Muro50	1141	1144	1158	1157	165.00	160.00	-
1001	wall panel	Muro50	1144	1143	1159	1158	165.00	130.00	-
1002	wall panel	Muro50	1108	1107	1124	1125	85.00	340.00	-
1003	wall panel	Muro50	1125	1124	1141	1142	180.00	340.00	-
1004	wall panel	Muro50	1126	1127	1143	1144	180.00	130.00	-
1005	wall panel	Muro50	1107	1110	1126	1124	85.00	160.00	-
1006	wall panel	Muro50	1110	1109	1127	1126	85.00	130.00	-
1007	wall panel	Muro50	1105	1108	1125	1128	85.00	160.00	-

Id	Type	Panel Typology	Id Nodes				H	B	Reinforced/Damaged area
			n ₁	n ₂	n ₃	n ₄			
						cm	cm		
1008	wall panel	Muro50	1106	1105	1128	1129	85.00	150.00	-
1009	wall panel	Muro50	1130	1129	1140	1145	180.00	120.00	-
1010	wall panel	Muro50	1145	1140	1156	1160	165.00	120.00	-
1011	wall panel	Muro50	1114	1106	1129	1130	85.00	120.00	-
1012	wall panel	Muro50	1132	1131	1146	1147	180.00	150.00	-
1013	wall panel	Muro50	1147	1146	1161	1162	165.00	150.00	-
1014	wall panel	Muro50	1117	1116	1131	1132	85.00	150.00	-
1015	wall panel	Muro60	1013	1054	1055	1034	440.00	525.34	-
1016	wall panel	Muro50	1034	1055	1099	1083	440.00	525.34	-
1017	wall panel	Muro70	977	983	981	990	120.00	130.00	-
1018	wall panel	Muro70	990	981	1006	1004	250.00	130.00	-
1019	wall panel	Muro70	980	982	1007	1008	250.00	280.00	-
1020	wall panel	Muro70	978	979	980	981	240.00	160.00	-
1021	wall panel	Muro70	979	399	982	980	240.00	280.00	-
1022	wall panel	Muro70	629	978	983	977	120.00	130.00	-
1023	wall panel	Muro70	399	984	985	982	240.00	70.00	-
1024	wall panel	Muro70	982	985	1009	1007	250.00	70.00	-
1025	wall panel	Muro70	987	958	995	1010	250.00	120.00	-
1026	wall panel	Muro70	984	986	987	985	240.00	160.00	-
1027	wall panel	Muro70	986	956	958	987	240.00	120.00	-
1028	wall panel	Muro70	1008	1007	1029	1030	110.00	280.00	-
1029	wall panel	Muro70	1004	1006	1031	1021	110.00	130.00	-
1030	wall panel	Muro70	1010	995	1027	1032	110.00	120.00	-
1031	wall panel	Muro70	1007	1009	1033	1029	110.00	70.00	-
1032	wall panel	Muro60	1021	1031	1056	1048	85.00	130.00	-
1033	wall panel	Muro60	1048	1056	1075	1068	355.00	130.00	-
1519	wall panel	Muro60	1057	1058	1076	1077	355.00	280.00	-
1520	wall panel	Muro60	1031	1030	1057	1056	85.00	160.00	-
1537	wall panel	Muro60	1030	1029	1058	1057	85.00	280.00	-
1538	wall panel	Muro60	1029	1033	1059	1058	85.00	70.00	-
1539	wall panel	Muro60	1058	1059	1078	1076	355.00	70.00	-
1540	wall panel	Muro60	1060	1052	1073	1079	355.00	120.00	-
1541	wall panel	Muro60	1033	1032	1060	1059	85.00	160.00	-
1542	wall panel	Muro60	1032	1027	1052	1060	85.00	120.00	-
1543	wall panel	Muro50	1068	1075	1100	1093	85.00	130.00	-
1544	wall panel	Muro50	1093	1100	1119	1112	355.00	130.00	-
1545	wall panel	Muro50	1101	1102	1120	1121	355.00	280.00	-
1546	wall panel	Muro50	1075	1077	1101	1100	85.00	160.00	-
1547	wall panel	Muro50	1077	1076	1102	1101	85.00	280.00	-
1548	wall panel	Muro50	1076	1078	1103	1102	85.00	70.00	-
1549	wall panel	Muro50	1102	1103	1122	1120	355.00	70.00	-
1550	wall panel	Muro50	1104	1097	1117	1123	355.00	120.00	-
1551	wall panel	Muro50	1078	1079	1104	1103	85.00	160.00	-
1552	wall panel	Muro50	1079	1073	1097	1104	85.00	120.00	-
1553	wall panel	Muro50	1136	1135	1148	1149	180.00	130.00	-
1554	wall panel	Muro50	1148	1151	1163	1164	165.00	160.00	-
1555	wall panel	Muro50	1149	1148	1164	1165	165.00	130.00	-
1556	wall panel	Muro50	1151	1150	1166	1163	165.00	280.00	-
1557	wall panel	Muro50	1121	1120	1133	1134	85.00	280.00	-
1558	wall panel	Muro50	1134	1133	1150	1151	180.00	280.00	-
1559	wall panel	Muro50	1119	1121	1134	1135	85.00	160.00	-
1560	wall panel	Muro50	1112	1119	1135	1136	85.00	130.00	-
1561	wall panel	Muro50	1133	1138	1152	1150	180.00	70.00	-
1562	wall panel	Muro50	1152	1153	1167	1168	165.00	160.00	-
1563	wall panel	Muro50	1150	1152	1168	1166	165.00	70.00	-
1564	wall panel	Muro50	1153	1147	1162	1167	165.00	120.00	-
1565	wall panel	Muro50	1123	1117	1132	1137	85.00	120.00	-
1566	wall panel	Muro50	1137	1132	1147	1153	180.00	120.00	-
1567	wall panel	Muro50	1122	1123	1137	1138	85.00	160.00	-
1568	wall panel	Muro50	1120	1122	1138	1133	85.00	70.00	-
1569	wall panel	Muro50	1109	1112	1136	1127	85.00	560.00	-
Wall 17									
157	wall panel	Muro70	440	1171	1172	472	490.00	750.00	-
262	wall panel	Muro70	472	1172	1177	480	110.00	750.00	-
532	wall panel	Muro70	1173	1174	1175	1176	490.00	705.55	-
Wall 18									
159	wall panel	Muro70	1189	1187	1205	1206	290.00	200.00	-
160	wall panel	Muro70	1205	1208	1217	1218	80.00	130.00	-
161	wall panel	Muro70	1206	1205	1218	1219	80.00	200.00	-
162	wall panel	Muro70	1208	1207	1220	1217	80.00	180.00	-
163	wall panel	Muro70	1207	1210	1221	1220	80.00	130.00	-
263	wall panel	Muro70	1210	1209	1222	1221	80.00	240.00	-
264	wall panel	Muro70	1178	1179	1180	1181	120.00	180.00	-
265	wall panel	Muro70	1181	1180	1207	1208	290.00	180.00	-
266	wall panel	Muro70	1183	1185	1209	1210	290.00	240.00	-
267	wall panel	Muro70	1179	1182	1183	1180	120.00	130.00	-
409	wall panel	Muro70	1182	1184	1185	1183	120.00	240.00	-
410	wall panel	Muro70	1186	1178	1181	1187	120.00	130.00	-
411	wall panel	Muro70	1188	1186	1187	1189	120.00	200.00	-
412	wall panel	Muro70	1195	1193	1211	1212	290.00	200.00	-
413	wall panel	Muro70	1211	1213	1223	1224	80.00	130.00	-
510	wall panel	Muro70	1212	1211	1224	1225	80.00	200.00	-
511	wall panel	Muro70	1213	1206	1219	1223	80.00	460.00	-
512	wall panel	Muro70	1190	1188	1189	1191	120.00	460.00	-
513	wall panel	Muro70	1191	1189	1206	1213	290.00	460.00	-
514	wall panel	Muro70	1192	1190	1191	1193	120.00	130.00	-

Id	Type	Panel Typology	Id Nodes				H	B	Reinforced/Damaged area
			n ₁	n ₂	n ₃	n ₄			
						cm	cm		
1570	wall panel	Muro70	1194	1192	1193	1195	120.00	200.00	-
1571	wall panel	Muro70	1214	1212	1225	1226	80.00	295.00	-
1572	wall panel	Muro70	1227	1214	1226	1228	80.00	65.00	-
1573	wall panel	Muro70	1196	1194	1195	1197	120.00	295.00	-
1574	wall panel	Muro70	1197	1195	1212	1214	290.00	295.00	-
1575	wall panel	Muro70	1198	1196	1197	1199	120.00	65.00	-
1576	wall panel	Muro70	1202	1201	1215	1216	290.00	325.00	-
1577	wall panel	Muro70	1215	1227	1228	1229	80.00	65.00	-
1578	wall panel	Muro70	1216	1215	1229	1172	80.00	325.00	-
1579	wall panel	Muro70	1200	1198	1199	1201	120.00	65.00	-
1580	wall panel	Muro70	1171	1200	1201	1202	120.00	325.00	-
1581	wall panel	Muro70	1230	1216	1172	1231	80.00	180.00	-
1582	wall panel	Muro70	1203	1171	1202	1204	120.00	180.00	-
1604	wall panel	Muro70	1231	1172	1177	1232	110.00	180.00	-
1605	wall panel	Muro70	1172	1228	1233	1177	110.00	390.00	-
1606	wall panel	Muro70	1228	1225	1234	1233	110.00	360.00	-
1607	wall panel	Muro70	1225	1219	1235	1234	110.00	790.00	-
1608	wall panel	Muro70	1219	1222	1236	1235	110.00	880.00	-
1609	wall panel	Muro60	1235	1237	1238	1239	290.00	200.00	-
1610	wall panel	Muro60	1238	1243	1258	1259	150.00	130.00	-
1611	wall panel	Muro60	1239	1238	1259	1260	150.00	200.00	-
1612	wall panel	Muro60	1243	1242	1261	1258	150.00	180.00	-
1613	wall panel	Muro60	1242	1246	1262	1261	150.00	130.00	-
1614	wall panel	Muro60	1246	1245	1263	1262	150.00	240.00	-
1615	wall panel	Muro60	1240	1241	1242	1243	290.00	180.00	-
1616	wall panel	Muro60	1244	1236	1245	1246	290.00	240.00	-
1617	wall panel	Muro60	1234	1247	1248	1249	290.00	330.00	-
1618	wall panel	Muro60	1248	1251	1264	1265	150.00	130.00	-
1619	wall panel	Muro60	1249	1248	1265	1266	150.00	330.00	-
1620	wall panel	Muro60	1251	1239	1260	1264	150.00	330.00	-
1621	wall panel	Muro60	1250	1235	1239	1251	290.00	330.00	-
1622	wall panel	Muro60	1233	1252	1253	1254	290.00	65.00	-
1623	wall panel	Muro60	1253	1256	1267	1268	150.00	130.00	-
1624	wall panel	Muro60	1254	1253	1268	1269	150.00	65.00	-
1625	wall panel	Muro60	1256	1249	1266	1267	150.00	165.00	-
1626	wall panel	Muro60	1255	1234	1249	1256	290.00	165.00	-
1627	wall panel	Muro60	1177	1233	1254	1257	290.00	390.00	-
1628	wall panel	Muro60	1257	1254	1269	1270	150.00	390.00	-
1629	wall panel	Muro60	1271	1257	1270	1272	150.00	180.00	-
1630	wall panel	Muro50	1272	1270	1273	1274	290.00	180.00	-
1631	wall panel	Muro50	1274	1273	1290	1291	150.00	180.00	-
1632	wall panel	Muro50	1270	1269	1275	1273	290.00	390.00	-
1633	wall panel	Muro50	1273	1275	1292	1290	150.00	390.00	-
1634	wall panel	Muro50	1269	1268	1276	1275	290.00	65.00	-
1635	wall panel	Muro50	1276	1278	1293	1294	150.00	130.00	-
1636	wall panel	Muro50	1275	1276	1294	1292	150.00	65.00	-
1637	wall panel	Muro50	1278	1277	1295	1293	150.00	165.00	-
1638	wall panel	Muro50	1267	1266	1277	1278	290.00	165.00	-
1639	wall panel	Muro50	1266	1264	1279	1277	290.00	460.00	-
1640	wall panel	Muro50	1279	1282	1296	1297	150.00	130.00	-
1641	wall panel	Muro50	1277	1279	1297	1295	150.00	460.00	-
1642	wall panel	Muro50	1282	1281	1298	1296	150.00	200.00	-
1643	wall panel	Muro50	1280	1260	1281	1282	290.00	200.00	-
1644	wall panel	Muro50	1288	1285	1299	1300	150.00	130.00	-
1645	wall panel	Muro50	1286	1289	1301	1302	150.00	130.00	-
1646	wall panel	Muro50	1281	1286	1302	1298	150.00	200.00	-
1647	wall panel	Muro50	1289	1288	1300	1301	150.00	240.00	-
1648	wall panel	Muro50	1285	1284	1303	1299	150.00	180.00	-
1649	wall panel	Muro50	1283	1263	1284	1285	290.00	180.00	-
1650	wall panel	Muro50	1260	1259	1286	1281	290.00	200.00	-
1651	wall panel	Muro50	1258	1287	1288	1289	290.00	240.00	-
Wall 20									
168	wall panel	Muro50	1308	1307	1309	1310	290.00	600.00	-
268	wall panel	Muro50	1309	1311	1312	1313	80.00	90.00	-
1652	wall panel	Muro50	1310	1309	1313	464	80.00	600.00	-
1653	wall panel	Muro50	1311	1212	1225	1312	80.00	60.00	-
1654	wall panel	Muro50	1304	1194	1195	1305	120.00	60.00	-
1655	wall panel	Muro50	1305	1195	1212	1311	290.00	60.00	-
1656	wall panel	Muro50	1306	1304	1305	1307	120.00	90.00	-
1657	wall panel	Muro50	428	1306	1307	1308	120.00	600.00	-
1658	wall panel	Muro50	464	1225	1234	484	110.00	750.00	-
1659	wall panel	Muro una facc	484	1234	1266	525	440.00	750.00	-
1660	wall panel	Muro cls	525	1266	1295	569	440.00	750.00	-
Wall 21									
169	wall panel	Muro70	1317	1316	1335	1336	290.00	590.00	-
170	wall panel	Muro70	1336	1335	1346	1347	80.00	590.00	-
171	wall panel	Muro70	1314	1315	1316	1317	120.00	590.00	-
172	wall panel	Muro70	1321	1319	1337	1338	290.00	60.00	-
173	wall panel	Muro70	1337	1336	1347	1348	80.00	130.00	-
269	wall panel	Muro70	1338	1337	1348	1349	80.00	60.00	-
270	wall panel	Muro70	1318	1314	1317	1319	120.00	130.00	-
271	wall panel	Muro70	1320	1318	1319	1321	120.00	60.00	-
272	wall panel	Muro70	1323	1321	1338	1339	290.00	100.00	-
273	wall panel	Muro70	1339	1338	1349	1342	80.00	100.00	-
415	wall panel	Muro70	1322	1320	1321	1323	120.00	100.00	-
416	wall panel	Muro70	1350	1351	1343	1340	80.00	130.00	-

Id	Type	Panel Typology	Id Nodes				H	B	Reinforced/Damaged area
			n ₁	n ₂	n ₃	n ₄			
						cm	cm		
417	wall panel	Muro70	1324	1322	1323	1325	120.00	395.00	-
418	wall panel	Muro70	1326	1324	1325	1327	120.00	130.00	-
419	wall panel	Muro70	1328	1326	1327	1329	120.00	625.00	-
515	wall panel	Muro70	1329	1327	1340	1341	370.00	625.00	-
516	wall panel	Muro70	1325	1323	1342	1343	370.00	395.00	-
517	wall panel	Muro70	1352	1353	1345	1344	80.00	130.00	-
518	wall panel	Muro70	1330	1328	1329	1331	120.00	150.00	-
519	wall panel	Muro70	1332	1330	1331	1333	120.00	130.00	-
1583	wall panel	Muro70	953	1332	1333	1334	120.00	290.00	-
1661	wall panel	Muro70	1334	1333	1344	993	370.00	290.00	-
1662	wall panel	Muro70	1331	1329	1341	1345	370.00	150.00	-
1663	wall panel	Muro70	993	1341	1354	1025	110.00	570.00	-
1664	wall panel	Muro70	1341	1342	1355	1354	110.00	1150.00	-
1665	wall panel	Muro70	1342	1349	1356	1355	110.00	100.00	-
1666	wall panel	Muro70	1349	1347	1357	1356	110.00	190.00	-
1667	wall panel	Muro70	1347	1346	1358	1357	110.00	590.00	-
1668	wall panel	Muro60	1357	1358	1359	1360	290.00	590.00	-
1669	wall panel	Muro60	1360	1359	1377	1378	150.00	590.00	-
1670	wall panel	Muro60	1356	1361	1362	1363	290.00	60.00	-
1671	wall panel	Muro60	1362	1360	1378	1379	150.00	130.00	-
1672	wall panel	Muro60	1363	1362	1379	1380	150.00	60.00	-
1673	wall panel	Muro60	1355	1356	1363	1364	290.00	100.00	-
1674	wall panel	Muro60	1364	1363	1380	1381	150.00	100.00	-
1675	wall panel	Muro60	1368	1367	1382	1383	150.00	625.00	-
1676	wall panel	Muro60	1375	1368	1383	1384	150.00	130.00	-
1677	wall panel	Muro60	1367	1370	1385	1382	150.00	130.00	-
1678	wall panel	Muro60	1370	1364	1381	1385	150.00	265.00	-
1679	wall panel	Muro60	1365	1366	1367	1368	290.00	625.00	-
1680	wall panel	Muro60	1369	1355	1364	1370	290.00	265.00	-
1681	wall panel	Muro60	1025	1371	1372	1373	290.00	290.00	-
1682	wall panel	Muro60	1372	1376	1386	1387	150.00	130.00	-
1683	wall panel	Muro60	1373	1372	1387	1071	150.00	290.00	-
1684	wall panel	Muro60	1376	1375	1384	1386	150.00	150.00	-
1685	wall panel	Muro60	1374	1354	1375	1376	290.00	150.00	-
1686	wall panel	Muro50	1071	1388	1389	1390	290.00	160.00	-
1687	wall panel	Muro50	1389	1392	1401	1402	150.00	130.00	-
1688	wall panel	Muro50	1390	1389	1402	1115	150.00	160.00	-
1689	wall panel	Muro50	1392	1391	1403	1401	150.00	280.00	-
1690	wall panel	Muro50	1387	1384	1391	1392	290.00	280.00	-
1691	wall panel	Muro50	1384	1393	1394	1391	290.00	625.00	-
1692	wall panel	Muro50	1394	1396	1404	1405	150.00	130.00	-
1693	wall panel	Muro50	1391	1394	1405	1403	150.00	625.00	-
1694	wall panel	Muro50	1396	1395	1406	1404	150.00	395.00	-
1695	wall panel	Muro50	1382	1381	1395	1396	290.00	395.00	-
1696	wall panel	Muro50	1381	1380	1397	1395	290.00	100.00	-
1697	wall panel	Muro50	1395	1397	1407	1406	150.00	100.00	-
1698	wall panel	Muro50	1380	1379	1398	1397	290.00	60.00	-
1699	wall panel	Muro50	1398	1400	1408	1409	150.00	130.00	-
1700	wall panel	Muro50	1397	1398	1409	1407	150.00	60.00	-
1701	wall panel	Muro50	1378	1377	1399	1400	290.00	590.00	-
1702	wall panel	Muro50	1400	1399	1410	1408	150.00	590.00	-
Wall 22									
174	wall panel	Muro70	1411	1412	1413	1414	240.00	590.00	-
175	wall panel	Muro70	1414	1413	1446	1447	250.00	590.00	-
176	wall panel	Muro70	1415	1411	1414	1416	240.00	190.00	-
177	wall panel	Muro70	1416	1414	1447	1448	250.00	190.00	-
178	wall panel	Muro70	1417	1415	1416	1418	240.00	100.00	-
274	wall panel	Muro70	1418	1416	1448	1449	250.00	100.00	-
275	wall panel	Muro70	1419	1420	1421	1422	120.00	215.00	-
276	wall panel	Muro70	1420	1423	1424	1421	120.00	180.00	-
277	wall panel	Muro70	1423	1425	1426	1424	120.00	285.00	-
278	wall panel	Muro70	1445	1444	1450	1451	250.00	215.00	-
420	wall panel	Muro70	1424	1426	1431	1443	120.00	285.00	-
421	wall panel	Muro70	1443	1431	1452	1453	250.00	285.00	-
422	wall panel	Muro70	1427	1428	1429	1430	240.00	80.00	-
423	wall panel	Muro70	1430	1429	1454	1455	250.00	80.00	-
424	wall panel	Muro70	1425	1427	1430	1431	240.00	200.00	-
520	wall panel	Muro70	1432	1417	1418	1433	240.00	50.00	-
521	wall panel	Muro70	1433	1418	1449	1456	250.00	50.00	-
522	wall panel	Muro70	1428	1432	1433	1429	240.00	140.00	-
523	wall panel	Muro70	1422	1421	1444	1445	120.00	215.00	-
524	wall panel	Muro70	1434	1435	1436	1437	240.00	140.00	-
1366	wall panel	Muro70	960	1437	1457	996	250.00	80.00	-
1367	wall panel	Muro70	1436	1441	1458	1459	250.00	80.00	-
1368	wall panel	Muro70	1440	1445	1451	1460	250.00	70.00	-
1369	wall panel	Muro70	1438	1439	1440	1441	240.00	200.00	-
1370	wall panel	Muro70	1439	1419	1422	1442	120.00	70.00	-
1371	wall panel	Muro70	1442	1422	1445	1440	120.00	70.00	-
1372	wall panel	Muro70	959	1434	1437	960	240.00	80.00	-
1373	wall panel	Muro70	1435	1438	1441	1436	240.00	80.00	-
1374	wall panel	Muro70	1460	1451	1461	1462	110.00	70.00	-
1375	wall panel	Muro70	1459	1458	1463	1464	110.00	80.00	-
1376	wall panel	Muro70	996	1457	1465	1016	110.00	80.00	-
1377	wall panel	Muro70	1456	1449	1466	1467	110.00	50.00	-
1378	wall panel	Muro70	1455	1454	1468	1469	110.00	80.00	-
1379	wall panel	Muro70	1453	1452	1470	1471	110.00	285.00	-

Id	Type	Panel Typology	Id Nodes				H	B	Reinforced/Damaged area
			n ₁	n ₂	n ₃	n ₄			
						cm	cm		
1380	wall panel	Muro70	1451	1450	1472	1461	110.00	215.00	-
1381	wall panel	Muro70	1449	1448	1473	1466	110.00	100.00	-
1382	wall panel	Muro70	1447	1446	1474	1475	110.00	590.00	-
1383	wall panel	Muro60	1475	1476	1477	1478	85.00	230.00	-
1384	wall panel	Muro60	1496	1495	1508	1509	75.00	230.00	-
1385	wall panel	Muro60	1480	1481	1493	1494	355.00	150.00	-
1386	wall panel	Muro60	1476	1479	1480	1477	85.00	210.00	-
1387	wall panel	Muro60	1479	1474	1481	1480	85.00	150.00	-
1388	wall panel	Muro60	1478	1477	1495	1496	280.00	230.00	-
1389	wall panel	Muro60	1482	1478	1496	1497	280.00	190.00	-
1390	wall panel	Muro60	1473	1475	1478	1482	85.00	190.00	-
1391	wall panel	Muro60	1483	1482	1497	1498	280.00	100.00	-
1392	wall panel	Muro60	1498	1497	1510	1511	75.00	100.00	-
1393	wall panel	Muro60	1466	1473	1482	1483	85.00	100.00	-
1394	wall panel	Muro60	1461	1472	1484	1485	85.00	215.00	-
1395	wall panel	Muro60	1485	1484	1499	1500	355.00	215.00	-
1396	wall panel	Muro60	1486	1487	1501	1502	355.00	285.00	-
1397	wall panel	Muro60	1488	1483	1498	1503	280.00	270.00	-
1398	wall panel	Muro60	1503	1498	1511	1512	75.00	270.00	-
1399	wall panel	Muro60	1472	1471	1486	1484	85.00	180.00	-
1400	wall panel	Muro60	1471	1470	1487	1486	85.00	285.00	-
1401	wall panel	Muro60	1470	1469	1488	1487	85.00	200.00	-
1402	wall panel	Muro60	1469	1466	1483	1488	85.00	270.00	-
1403	wall panel	Muro60	1016	1465	1489	1041	85.00	80.00	-
1404	wall panel	Muro60	1041	1489	1504	1062	355.00	80.00	-
1405	wall panel	Muro60	1490	1491	1505	1506	355.00	80.00	-
1406	wall panel	Muro60	1492	1485	1500	1507	355.00	70.00	-
1407	wall panel	Muro60	1465	1464	1490	1489	85.00	140.00	-
1408	wall panel	Muro60	1464	1463	1491	1490	85.00	80.00	-
1409	wall panel	Muro60	1463	1462	1492	1491	85.00	200.00	-
1410	wall panel	Muro60	1462	1461	1485	1492	85.00	70.00	-
1411	wall panel	Muro50	1062	1504	1513	1086	85.00	80.00	-
1412	wall panel	Muro50	1086	1513	1532	1106	355.00	80.00	-
1413	wall panel	Muro50	1514	1515	1533	1534	355.00	80.00	-
1414	wall panel	Muro50	1516	1517	1535	1536	355.00	70.00	-
1415	wall panel	Muro50	1504	1506	1514	1513	85.00	140.00	-
1416	wall panel	Muro50	1506	1505	1515	1514	85.00	80.00	-
1417	wall panel	Muro50	1505	1507	1516	1515	85.00	200.00	-
1418	wall panel	Muro50	1507	1500	1517	1516	85.00	70.00	-
1419	wall panel	Muro50	1500	1499	1518	1517	85.00	215.00	-
1420	wall panel	Muro50	1517	1518	1537	1535	355.00	215.00	-
1421	wall panel	Muro50	1519	1520	1538	1539	355.00	285.00	-
1422	wall panel	Muro50	1521	1523	1540	1541	355.00	80.00	-
1423	wall panel	Muro50	1525	1526	1542	1543	355.00	50.00	-
1424	wall panel	Muro50	1499	1502	1519	1518	85.00	180.00	-
1425	wall panel	Muro50	1502	1501	1520	1519	85.00	285.00	-
1426	wall panel	Muro50	1501	1512	1521	1520	85.00	200.00	-
1427	wall panel	Muro50	1512	1522	1523	1521	85.00	80.00	-
1428	wall panel	Muro50	1522	1524	1525	1523	85.00	140.00	-
1429	wall panel	Muro50	1524	1511	1526	1525	85.00	50.00	-
1430	wall panel	Muro50	1511	1510	1527	1526	85.00	100.00	-
1431	wall panel	Muro50	1526	1527	1544	1542	355.00	100.00	-
1432	wall panel	Muro50	1510	1509	1528	1527	85.00	190.00	-
1433	wall panel	Muro50	1527	1528	1545	1544	355.00	190.00	-
1434	wall panel	Muro50	1509	1508	1529	1528	85.00	230.00	-
1435	wall panel	Muro50	1528	1529	1546	1545	355.00	230.00	-
1436	wall panel	Muro50	1530	1531	1547	1548	355.00	150.00	-
1437	wall panel	Muro50	1508	1494	1530	1529	85.00	210.00	-
1438	wall panel	Muro50	1494	1493	1531	1530	85.00	150.00	-
1439	wall panel	Muro50	1545	1547	1549	1550	100.00	590.00	-
1440	wall panel	Muro50	1544	1545	1550	1551	100.00	190.00	-
1441	wall panel	Muro50	1542	1544	1551	1552	100.00	100.00	-
1442	wall panel	Muro50	1535	1542	1552	1553	100.00	1150.00	-
1443	wall panel	Muro50	1106	1535	1553	1554	100.00	570.00	-
Wall 24									
182	wall panel	Muro50	1321	1559	1560	1338	290.00	570.00	-
279	wall panel	Muro50	1560	1562	1563	1564	80.00	80.00	-
1703	wall panel	Muro50	1338	1560	1564	1349	80.00	570.00	-
1704	wall panel	Muro50	1562	1561	1448	1563	80.00	140.00	-
1705	wall panel	Muro50	1555	1415	1556	1557	120.00	140.00	-
1706	wall panel	Muro50	1557	1556	1561	1562	290.00	140.00	-
1707	wall panel	Muro50	1558	1555	1557	1559	120.00	80.00	-
1708	wall panel	Muro50	1320	1558	1559	1321	120.00	570.00	-
1709	wall panel	Muro50	1349	1448	1473	1356	110.00	790.00	-
1710	wall panel	Muro cls	1356	1473	1510	1380	440.00	790.00	-
1711	wall panel	Muro cls	1380	1510	1544	1407	440.00	790.00	-
Wall 25									
1444	wall panel	Muro50	1570	1569	1579	1580	285.00	90.00	-
1445	wall panel	Muro50	1579	1582	1587	1588	135.00	130.00	-
1584	wall panel	Muro50	1580	1579	1588	1347	135.00	90.00	-
1585	wall panel	Muro50	1582	1581	1447	1587	135.00	570.00	-
1586	wall panel	Muro50	1565	1411	1566	1567	70.00	570.00	-
1587	wall panel	Muro50	1567	1566	1581	1582	285.00	570.00	-
1588	wall panel	Muro50	1568	1565	1567	1569	70.00	130.00	-
1589	wall panel	Muro50	1314	1568	1569	1570	70.00	90.00	-
1590	wall panel	Muro50	1578	1576	1583	1584	285.00	570.00	-

Id	Type	Panel Typology	Id Nodes				H	B	Reinforced/Damaged area
			n ₁	n ₂	n ₃	n ₄			
							cm	cm	
1712	wall panel	Muro50	1583	1586	1589	1590	135.00	130.00	-
1713	wall panel	Muro50	1584	1583	1590	1591	135.00	570.00	-
1714	wall panel	Muro50	1586	1585	1592	1589	135.00	100.00	-
1715	wall panel	Muro50	1571	1572	1573	1574	70.00	100.00	-
1716	wall panel	Muro50	1574	1573	1585	1586	285.00	100.00	-
1717	wall panel	Muro50	1575	1571	1574	1576	70.00	130.00	-
1718	wall panel	Muro50	1577	1575	1576	1578	70.00	570.00	-
1719	wall panel	Muro50	1591	1592	1593	1594	110.00	800.00	-
1720	wall panel	Muro50	1347	1447	1475	1357	110.00	790.00	-
1726	wall panel	Muro cls	1357	1595	1596	1360	290.00	90.00	-
1727	wall panel	Muro cls	1596	1599	1606	1607	150.00	130.00	-
1728	wall panel	Muro cls	1360	1596	1607	1378	150.00	90.00	-
1729	wall panel	Muro cls	1599	1598	1509	1606	150.00	570.00	-
1730	wall panel	Muro cls	1597	1475	1598	1599	290.00	570.00	-
1731	wall panel	Muro cls	1594	1600	1601	1602	290.00	570.00	-
1732	wall panel	Muro cls	1601	1605	1608	1609	150.00	130.00	-
1733	wall panel	Muro cls	1602	1601	1609	1610	150.00	570.00	-
1734	wall panel	Muro cls	1605	1604	1611	1608	150.00	100.00	-
1739	wall panel	Muro cls	1603	1593	1604	1605	290.00	100.00	-
1740	wall panel	Muro cls	1378	1607	1612	1400	290.00	90.00	-
1741	wall panel	Muro cls	1612	1614	1619	1620	150.00	130.00	-
1742	wall panel	Muro cls	1400	1612	1620	1408	150.00	90.00	-
1743	wall panel	Muro cls	1614	1613	1545	1619	150.00	570.00	-
1744	wall panel	Muro cls	1606	1509	1613	1614	290.00	570.00	-
1745	wall panel	Muro cls	1610	1609	1615	1616	290.00	570.00	-
1746	wall panel	Muro cls	1615	1618	1621	1622	150.00	130.00	-
1747	wall panel	Muro cls	1616	1615	1622	1623	150.00	570.00	-
1748	wall panel	Muro cls	1618	1617	1624	1621	150.00	100.00	-
1749	wall panel	Muro cls	1608	1611	1617	1618	290.00	100.00	-
Wall 26									
1183	wall panel	Muro70	1315	1412	1446	1346	490.00	790.00	-
1184	wall panel	Muro70	1184	1625	1626	1627	240.00	70.00	-
1185	wall panel	Muro70	1627	1626	1644	1222	250.00	70.00	-
1186	wall panel	Muro70	1629	1630	1346	1645	250.00	70.00	-
1187	wall panel	Muro70	1625	1628	1629	1626	240.00	210.00	-
1188	wall panel	Muro70	1628	1315	1630	1629	240.00	70.00	-
1189	wall panel	Muro70	416	1631	1632	417	240.00	200.00	-
1190	wall panel	Muro70	417	1632	1646	461	250.00	200.00	-
1191	wall panel	Muro70	1634	1627	1222	1647	250.00	340.00	-
1192	wall panel	Muro70	1631	1633	1634	1632	240.00	210.00	-
1193	wall panel	Muro70	1633	1184	1627	1634	240.00	340.00	-
1194	wall panel	Muro70	1635	1636	1637	1638	490.00	800.00	-
1195	wall panel	Muro70	1641	1648	1649	1637	250.00	80.00	-
1196	wall panel	Muro70	1650	1640	1651	1652	250.00	80.00	-
1197	wall panel	Muro70	1636	1639	1640	1641	240.00	370.00	-
1198	wall panel	Muro70	1652	1651	1658	1659	110.00	80.00	-
1199	wall panel	Muro70	1637	1649	1660	1661	110.00	80.00	-
1200	wall panel	Muro70	1662	1637	1661	1663	110.00	60.00	-
1201	wall panel	Muro70	1638	1664	1665	1666	110.00	100.00	-
1202	wall panel	Muro70	1647	1222	1236	1667	110.00	340.00	-
1203	wall panel	Muro70	461	1646	1668	492	110.00	200.00	-
1204	wall panel	Muro70	1645	1346	1358	1669	110.00	70.00	-
1205	wall panel	Muro70	1222	1644	1670	1236	110.00	70.00	-
1206	wall panel	Muro70	1671	1446	1474	1672	110.00	120.00	-
1207	wall panel	Muro70	1346	1673	1674	1358	110.00	50.00	-
1208	wall panel	Muro60	1679	1678	1681	1697	280.00	50.00	-
1209	wall panel	Muro60	1697	1681	1709	1377	75.00	50.00	-
1210	wall panel	Muro60	1710	1680	1493	1711	75.00	120.00	-
1211	wall panel	Muro60	1358	1674	1678	1679	85.00	50.00	-
1212	wall panel	Muro60	1674	1474	1680	1681	365.00	740.00	-
1213	wall panel	Muro60	1236	1670	1682	1683	85.00	70.00	-
1214	wall panel	Muro60	1683	1682	1698	1263	355.00	70.00	-
1215	wall panel	Muro60	1684	1679	1697	1699	280.00	70.00	-
1216	wall panel	Muro60	1699	1697	1377	1712	75.00	70.00	-
1217	wall panel	Muro60	1670	1669	1684	1682	85.00	210.00	-
1218	wall panel	Muro60	1669	1358	1679	1684	85.00	70.00	-
1219	wall panel	Muro60	492	1668	1685	502	85.00	200.00	-
1220	wall panel	Muro60	502	1685	1700	522	355.00	200.00	-
1221	wall panel	Muro60	1686	1683	1263	1701	355.00	340.00	-
1222	wall panel	Muro60	1668	1667	1686	1685	85.00	210.00	-
1223	wall panel	Muro60	1667	1236	1683	1686	85.00	340.00	-
1224	wall panel	Muro60	1690	1713	1714	1715	75.00	100.00	-
1225	wall panel	Muro60	1689	1702	1716	1717	75.00	60.00	-
1226	wall panel	Muro60	1663	1661	1687	1688	85.00	60.00	-
1227	wall panel	Muro60	1688	1687	1702	1689	280.00	60.00	-
1228	wall panel	Muro60	1666	1663	1689	1690	365.00	740.00	-
1229	wall panel	Muro60	1661	1660	1691	1687	85.00	80.00	-
1230	wall panel	Muro60	1702	1703	1718	1716	75.00	80.00	-
1231	wall panel	Muro60	1687	1691	1703	1702	280.00	80.00	-
1232	wall panel	Muro60	1692	1693	1704	1705	355.00	80.00	-
1233	wall panel	Muro60	1660	1659	1692	1691	85.00	210.00	-
1234	wall panel	Muro60	1659	1658	1693	1692	85.00	80.00	-
1235	wall panel	Muro50	1716	1718	1719	1720	85.00	80.00	-
1236	wall panel	Muro50	1741	1740	1750	1751	75.00	80.00	-
1237	wall panel	Muro50	1721	1722	1738	1739	355.00	80.00	-
1238	wall panel	Muro50	1718	1705	1721	1719	85.00	210.00	-

Id	Type	Panel Typology	Id Nodes				H	B	Reinforced/Damaged area
			n ₁	n ₂	n ₃	n ₄			
							cm	cm	
1239	wall panel	Muro50	1705	1704	1722	1721	85.00	80.00	-
1240	wall panel	Muro50	1720	1719	1740	1741	280.00	80.00	-
1241	wall panel	Muro50	1725	1752	1753	1754	75.00	100.00	-
1242	wall panel	Muro50	1724	1741	1751	1755	75.00	60.00	-
1243	wall panel	Muro50	1717	1716	1720	1723	85.00	60.00	-
1244	wall panel	Muro50	1723	1720	1741	1724	280.00	60.00	-
1245	wall panel	Muro50	1715	1717	1724	1725	365.00	740.00	-
1246	wall panel	Muro50	522	1700	1726	559	85.00	200.00	-
1247	wall panel	Muro50	559	1726	1742	579	355.00	200.00	-
1248	wall panel	Muro50	1727	1728	1730	1743	355.00	340.00	-
1249	wall panel	Muro50	1700	1701	1727	1726	85.00	210.00	-
1250	wall panel	Muro50	1701	1263	1728	1727	85.00	340.00	-
1251	wall panel	Muro50	1263	1698	1729	1728	85.00	70.00	-
1252	wall panel	Muro50	1728	1729	1744	1303	355.00	70.00	-
1253	wall panel	Muro50	1730	1731	1745	1746	280.00	70.00	-
1254	wall panel	Muro50	1698	1712	1730	1729	85.00	210.00	-
1255	wall panel	Muro50	1712	1377	1731	1730	85.00	70.00	-
1256	wall panel	Muro50	1746	1745	1410	1756	75.00	70.00	-
1257	wall panel	Muro50	1731	1732	1734	1745	280.00	50.00	-
1258	wall panel	Muro50	1745	1734	1757	1410	75.00	50.00	-
1259	wall panel	Muro50	1758	1733	1547	1759	75.00	120.00	-
1260	wall panel	Muro50	1377	1709	1732	1731	85.00	50.00	-
1261	wall panel	Muro50	1709	1493	1733	1734	365.00	740.00	-
1262	wall panel	Muro70	1640	1653	1654	1651	250.00	280.00	-
1263	wall panel	Muro70	1655	1643	1656	1657	250.00	270.00	-
1264	wall panel	Muro70	1639	1642	1643	1640	240.00	760.00	-
1265	wall panel	Muro70	1657	1656	1675	1676	110.00	270.00	-
1266	wall panel	Muro70	1651	1654	1677	1658	110.00	280.00	-
1267	wall panel	Muro60	1658	1677	1694	1693	85.00	280.00	-
1268	wall panel	Muro60	1693	1694	1706	1704	355.00	280.00	-
1269	wall panel	Muro60	1695	1696	1707	1708	355.00	270.00	-
1270	wall panel	Muro60	1677	1676	1695	1694	85.00	210.00	-
1271	wall panel	Muro60	1676	1675	1696	1695	85.00	270.00	-
1272	wall panel	Muro50	1704	1706	1735	1722	85.00	280.00	-
1273	wall panel	Muro50	1722	1735	1747	1738	355.00	280.00	-
1274	wall panel	Muro50	1736	1737	1748	1749	355.00	270.00	-
1275	wall panel	Muro50	1706	1708	1736	1735	85.00	210.00	-
1276	wall panel	Muro50	1708	1707	1737	1736	85.00	270.00	-
1277	wall panel	Muro50	1410	1547	1549	1760	100.00	790.00	-
1278	wall panel	Muro50	1303	1410	1760	1761	100.00	350.00	-
1279	wall panel	Muro50	579	1303	1761	581	100.00	750.00	-
1280	wall panel	Muro50	1738	1748	1762	1763	100.00	760.00	-
1281	wall panel	Muro50	1754	1751	1764	1765	100.00	800.00	-
1282	wall panel	Muro50	1751	1738	1763	1764	100.00	370.00	-
Wall 29									
199	wall panel	Muro50	632	1770	1771	692	290.00	112.50	-
294	wall panel	Muro50	1771	1773	1774	1775	80.00	180.00	-
1750	wall panel	Muro50	692	1771	1775	727	80.00	112.50	-
1751	wall panel	Muro50	1773	1772	947	1774	80.00	112.50	-
1752	wall panel	Muro50	1766	946	1767	1768	120.00	112.50	-
1753	wall panel	Muro50	1768	1767	1772	1773	290.00	112.50	-
1754	wall panel	Muro50	1769	1766	1768	1770	120.00	180.00	-
1755	wall panel	Muro50	631	1769	1770	632	120.00	112.50	-
1756	wall panel	Muro50	727	947	1013	756	110.00	405.00	-
Wall 30									
200	wall panel	Muro50	1779	1780	1781	1782	290.00	112.50	-
295	wall panel	Muro50	1783	1782	1784	1785	80.00	180.00	-
1757	wall panel	Muro50	1782	1781	952	1784	80.00	112.50	-
1758	wall panel	Muro50	713	1783	1785	741	80.00	112.50	-
1759	wall panel	Muro50	670	1776	1777	671	120.00	112.50	-
1760	wall panel	Muro50	671	1777	1783	713	290.00	112.50	-
1761	wall panel	Muro50	1776	1778	1779	1777	120.00	180.00	-
1762	wall panel	Muro50	1778	949	1780	1779	120.00	112.50	-
1793	wall panel	Muro50	741	952	1012	751	110.00	405.00	-
Wall 31									
132	wall panel	Muro70	956	1786	1787	958	240.00	60.00	-
154	wall panel	Muro70	958	1787	1821	995	250.00	60.00	-
164	wall panel	Muro70	1789	1791	1822	1823	250.00	80.00	-
179	wall panel	Muro70	1793	1795	1824	1825	250.00	222.07	-
299	wall panel	Muro70	1786	1788	1789	1787	240.00	140.00	-
300	wall panel	Muro70	1788	1790	1791	1789	240.00	80.00	-
436	wall panel	Muro70	1790	1792	1793	1791	240.00	200.00	-
437	wall panel	Muro70	1792	1794	1795	1793	240.00	222.07	-
528	wall panel	Muro70	1577	1796	1797	1798	120.00	161.74	-
538	wall panel	Muro70	1798	1797	1819	1591	370.00	161.74	-
539	wall panel	Muro70	1800	1801	1638	1820	370.00	230.00	-
598	wall panel	Muro70	1796	1799	1800	1797	120.00	200.00	-
599	wall panel	Muro70	1799	1635	1801	1800	120.00	230.00	-
600	wall panel	Muro70	1591	1638	1666	1594	110.00	591.74	-
601	wall panel	Muro70	995	1821	1834	1027	110.00	60.00	-
602	wall panel	Muro70	1825	1824	1835	1836	110.00	222.07	-
603	wall panel	Muro70	1823	1822	1837	1838	110.00	80.00	-
604	wall panel	Muro60	1027	1834	1851	1052	85.00	60.00	-
605	wall panel	Muro60	1052	1851	1872	1073	355.00	60.00	-
606	wall panel	Muro60	1852	1853	1873	1874	355.00	80.00	-
1283	wall panel	Muro60	1854	1855	1875	1876	355.00	222.07	-

Id	Type	Panel Typology	Id Nodes				H cm	B cm	Reinforced/Damaged area
			n ₁	n ₂	n ₃	n ₄			
1284	wall panel	Muro60	1834	1838	1852	1851	85.00	140.00	-
1285	wall panel	Muro60	1838	1837	1853	1852	85.00	80.00	-
1286	wall panel	Muro60	1837	1836	1854	1853	85.00	200.00	-
1287	wall panel	Muro60	1836	1835	1855	1854	85.00	222.07	-
1288	wall panel	Muro60	1594	1856	1857	1858	85.00	161.74	-
1289	wall panel	Muro60	1879	1878	1890	1610	75.00	161.74	-
1290	wall panel	Muro60	1860	1861	1715	1877	355.00	230.00	-
1291	wall panel	Muro60	1856	1859	1860	1857	85.00	200.00	-
1292	wall panel	Muro60	1859	1666	1861	1860	85.00	230.00	-
1293	wall panel	Muro60	1858	1857	1878	1879	280.00	161.74	-
1294	wall panel	Muro50	1610	1890	1896	1897	85.00	161.74	-
1295	wall panel	Muro50	1917	1916	1933	1623	75.00	161.74	-
1296	wall panel	Muro50	1898	1899	1754	1915	355.00	230.00	-
1297	wall panel	Muro50	1890	1877	1898	1896	85.00	200.00	-
1298	wall panel	Muro50	1877	1715	1899	1898	85.00	230.00	-
1299	wall panel	Muro50	1897	1896	1916	1917	280.00	161.74	-
1300	wall panel	Muro50	1073	1872	1900	1097	85.00	60.00	-
1301	wall panel	Muro50	1097	1900	1918	1117	355.00	60.00	-
1302	wall panel	Muro50	1901	1902	1919	1920	355.00	80.00	-
1303	wall panel	Muro50	1903	1904	1921	1922	355.00	222.07	-
1304	wall panel	Muro50	1872	1874	1901	1900	85.00	140.00	-
1305	wall panel	Muro50	1874	1873	1902	1901	85.00	80.00	-
1306	wall panel	Muro50	1873	1876	1903	1902	85.00	200.00	-
1307	wall panel	Muro50	1876	1875	1904	1903	85.00	222.07	-
1308	wall panel	Muro70	1794	1802	1803	1795	240.00	77.93	-
1309	wall panel	Muro70	1795	1803	1826	1824	250.00	77.93	-
1345	wall panel	Muro70	1805	1807	1827	1828	250.00	214.90	-
1346	wall panel	Muro70	1809	1811	1829	1830	250.00	80.00	-
1347	wall panel	Muro70	1813	1815	1831	1832	250.00	50.00	-
1348	wall panel	Muro70	1802	1804	1805	1803	240.00	200.00	-
1349	wall panel	Muro70	1804	1806	1807	1805	240.00	214.90	-
1350	wall panel	Muro70	1806	1808	1809	1807	240.00	200.00	-
1351	wall panel	Muro70	1808	1810	1811	1809	240.00	80.00	-
1352	wall panel	Muro70	1810	1812	1813	1811	240.00	140.00	-
1353	wall panel	Muro70	1812	1814	1815	1813	240.00	50.00	-
1354	wall panel	Muro70	1816	1577	1817	1818	240.00	250.74	-
1355	wall panel	Muro70	1818	1817	1591	1833	250.00	250.74	-
1356	wall panel	Muro70	1814	1816	1818	1815	240.00	100.30	-
1357	wall panel	Muro70	1815	1818	1833	1831	250.00	100.30	-
1358	wall panel	Muro70	1824	1826	1839	1835	110.00	77.93	-
1359	wall panel	Muro70	1832	1831	1840	1841	110.00	50.00	-
1360	wall panel	Muro70	1830	1829	1842	1843	110.00	80.00	-
1361	wall panel	Muro70	1828	1827	1844	1845	110.00	214.90	-
1362	wall panel	Muro70	1846	1591	1594	1847	110.00	40.00	-
1363	wall panel	Muro70	1833	1848	1849	1850	110.00	70.74	-
1364	wall panel	Muro70	1831	1833	1850	1840	110.00	100.30	-
1365	wall panel	Muro60	1835	1839	1862	1855	85.00	77.93	-
1446	wall panel	Muro60	1855	1862	1880	1875	355.00	77.93	-
1447	wall panel	Muro60	1863	1864	1881	1882	355.00	214.90	-
1448	wall panel	Muro60	1865	1866	1883	1884	355.00	80.00	-
1449	wall panel	Muro60	1867	1868	1885	1886	280.00	50.00	-
1450	wall panel	Muro60	1839	1845	1863	1862	85.00	200.00	-
1451	wall panel	Muro60	1845	1844	1864	1863	85.00	214.90	-
1452	wall panel	Muro60	1844	1843	1865	1864	85.00	200.00	-
1453	wall panel	Muro60	1843	1842	1866	1865	85.00	80.00	-
1454	wall panel	Muro60	1842	1841	1867	1866	85.00	140.00	-
1455	wall panel	Muro60	1841	1840	1868	1867	85.00	50.00	-
1456	wall panel	Muro60	1886	1885	1891	1892	75.00	50.00	-
1457	wall panel	Muro60	1871	1870	1887	1888	280.00	70.74	-
1458	wall panel	Muro60	1888	1887	1893	1894	75.00	70.74	-
1459	wall panel	Muro60	1889	1879	1610	1895	75.00	40.00	-
1460	wall panel	Muro60	1870	1869	1889	1887	280.00	140.00	-
1461	wall panel	Muro60	1847	1594	1858	1869	85.00	40.00	-
1462	wall panel	Muro60	1869	1858	1879	1889	280.00	40.00	-
1463	wall panel	Muro60	1850	1849	1870	1871	85.00	70.74	-
1464	wall panel	Muro60	1849	1847	1869	1870	85.00	140.00	-
1465	wall panel	Muro60	1840	1850	1871	1868	85.00	100.30	-
1466	wall panel	Muro60	1868	1871	1888	1885	280.00	100.30	-
1467	wall panel	Muro60	1885	1888	1894	1891	75.00	100.30	-
1468	wall panel	Muro50	1880	1882	1905	1906	85.00	200.00	-
1469	wall panel	Muro50	1904	1906	1923	1921	355.00	77.93	-
1470	wall panel	Muro50	1905	1910	1924	1925	355.00	214.90	-
1471	wall panel	Muro50	1911	1908	1926	1927	355.00	80.00	-
1472	wall panel	Muro50	1907	1909	1928	1929	280.00	50.00	-
1473	wall panel	Muro50	1883	1892	1907	1908	85.00	140.00	-
1474	wall panel	Muro50	1892	1891	1909	1907	85.00	50.00	-
1475	wall panel	Muro50	1875	1880	1906	1904	85.00	77.93	-
1476	wall panel	Muro50	1882	1881	1910	1905	85.00	214.90	-
1477	wall panel	Muro50	1881	1884	1911	1910	85.00	200.00	-
1478	wall panel	Muro50	1884	1883	1908	1911	85.00	80.00	-
1479	wall panel	Muro50	1929	1928	1934	1935	75.00	50.00	-
1480	wall panel	Muro50	1914	1913	1930	1931	280.00	70.74	-
1481	wall panel	Muro50	1931	1930	1936	1937	75.00	70.74	-
1482	wall panel	Muro50	1932	1917	1623	1938	75.00	40.00	-
1483	wall panel	Muro50	1913	1912	1932	1930	280.00	140.00	-
1484	wall panel	Muro50	1895	1610	1897	1912	85.00	40.00	-

Id	Type	Panel Typology	Id Nodes				H	B	Reinforced/Damaged area
			n ₁	n ₂	n ₃	n ₄			
						cm	cm		
1485	wall panel	Muro50	1912	1897	1917	1932	280.00	40.00	-
1486	wall panel	Muro50	1894	1893	1913	1914	85.00	70.74	-
1487	wall panel	Muro50	1893	1895	1912	1913	85.00	140.00	-
1488	wall panel	Muro50	1891	1894	1914	1909	85.00	100.30	-
1489	wall panel	Muro50	1909	1914	1931	1928	280.00	100.30	-
1490	wall panel	Muro50	1928	1931	1937	1934	75.00	100.30	-
1491	wall panel	Muro50	1934	1937	1939	1940	100.00	100.30	-
1492	wall panel	Muro50	1937	1623	1941	1939	100.00	250.74	-
1493	wall panel	Muro50	1921	1934	1940	1942	100.00	962.84	-
1494	wall panel	Muro50	1117	1921	1942	1943	100.00	702.07	-
1495	wall panel	Muro50	1623	1754	1765	1941	100.00	591.74	-
Wall 32									
158	wall panel	Muro70	1950	1949	1965	1966	290.00	340.00	-
166	wall panel	Muro70	1965	1968	1977	1978	80.00	130.00	-
167	wall panel	Muro70	1966	1965	1978	997	80.00	340.00	-
304	wall panel	Muro70	1968	1967	1979	1977	80.00	232.07	-
305	wall panel	Muro70	1944	1945	1946	1947	120.00	232.07	-
441	wall panel	Muro70	1947	1946	1967	1968	290.00	232.07	-
442	wall panel	Muro70	1948	1944	1947	1949	120.00	130.00	-
529	wall panel	Muro70	961	1948	1949	1950	120.00	340.00	-
530	wall panel	Muro70	1952	1951	1969	1970	290.00	591.74	-
540	wall panel	Muro70	1970	1969	1637	1592	80.00	591.74	-
541	wall panel	Muro70	1572	1636	1951	1952	120.00	591.74	-
607	wall panel	Muro70	1592	1637	1661	1593	110.00	591.74	-
608	wall panel	Muro70	997	1979	1986	1028	110.00	702.07	-
609	wall panel	Muro60	1028	1989	1990	1991	290.00	340.00	-
610	wall panel	Muro60	1990	1994	2006	2007	150.00	130.00	-
611	wall panel	Muro60	1991	1990	2007	1074	150.00	340.00	-
612	wall panel	Muro60	1994	1993	2008	2006	150.00	232.07	-
613	wall panel	Muro60	1992	1986	1993	1994	290.00	232.07	-
614	wall panel	Muro60	1593	1661	1995	1604	290.00	591.74	-
615	wall panel	Muro60	1604	1995	1716	1611	150.00	591.74	-
1496	wall panel	Muro50	1611	1716	2015	1617	290.00	591.74	-
1497	wall panel	Muro50	1617	2015	1751	1624	150.00	591.74	-
1498	wall panel	Muro50	1074	2016	2017	2018	290.00	572.07	-
1499	wall panel	Muro50	2017	2020	2027	2028	150.00	130.00	-
1500	wall panel	Muro50	2018	2017	2028	1118	150.00	572.07	-
1501	wall panel	Muro70	1946	1958	1971	1967	290.00	487.93	-
1502	wall panel	Muro70	1971	1973	1980	1981	80.00	130.00	-
1503	wall panel	Muro70	1967	1971	1981	1979	80.00	487.93	-
1504	wall panel	Muro70	1973	1972	1982	1980	80.00	386.89	-
1505	wall panel	Muro70	1953	1954	1955	1956	120.00	386.89	-
1506	wall panel	Muro70	1956	1955	1972	1973	290.00	386.89	-
1507	wall panel	Muro70	1957	1953	1956	1958	120.00	130.00	-
1508	wall panel	Muro70	1945	1957	1958	1946	120.00	487.93	-
1509	wall panel	Muro70	1964	1962	1974	1975	290.00	39.40	-
1510	wall panel	Muro70	1974	1976	1983	1984	80.00	130.00	-
1511	wall panel	Muro70	1975	1974	1984	1985	80.00	39.40	-
1512	wall panel	Muro70	1976	1970	1992	1983	80.00	39.40	-
1513	wall panel	Muro70	1959	1572	1952	1960	120.00	39.40	-
1514	wall panel	Muro70	1960	1952	1970	1976	290.00	39.40	-
1515	wall panel	Muro70	1961	1959	1960	1962	120.00	130.00	-
1516	wall panel	Muro70	1963	1961	1962	1964	120.00	39.40	-
1602	wall panel	Muro70	1955	1964	1975	1972	290.00	100.25	-
1603	wall panel	Muro70	1972	1975	1985	1982	80.00	100.25	-
1721	wall panel	Muro70	1954	1963	1964	1955	120.00	100.25	-
1722	wall panel	Muro70	1979	1982	1987	1986	110.00	1004.82	-
1723	wall panel	Muro70	1985	1592	1593	1988	110.00	208.80	-
1724	wall panel	Muro70	1982	1985	1988	1987	110.00	100.25	-
1725	wall panel	Muro60	1986	1996	1997	1993	290.00	487.93	-
1763	wall panel	Muro60	1997	2000	2009	2010	150.00	130.00	-
1764	wall panel	Muro60	1993	1997	2010	2008	150.00	487.93	-
1765	wall panel	Muro60	2000	1999	2011	2009	150.00	386.89	-
1766	wall panel	Muro60	1998	1987	1999	2000	290.00	386.89	-
1767	wall panel	Muro60	1988	2001	2002	2003	290.00	39.40	-
1768	wall panel	Muro60	2002	2005	2012	2013	150.00	130.00	-
1769	wall panel	Muro60	2003	2002	2013	2014	150.00	39.40	-
1770	wall panel	Muro60	2005	1604	1611	2012	150.00	39.40	-
1771	wall panel	Muro60	2004	1593	1604	2005	290.00	39.40	-
1772	wall panel	Muro60	1987	1988	2003	1999	290.00	100.25	-
1773	wall panel	Muro60	1999	2003	2014	2011	150.00	100.25	-
1774	wall panel	Muro50	2008	2009	2019	2020	290.00	617.93	-
1775	wall panel	Muro50	2019	2023	2029	2030	150.00	130.00	-
1776	wall panel	Muro50	2020	2019	2030	2027	150.00	617.93	-
1777	wall panel	Muro50	2023	2022	2031	2029	150.00	256.89	-
1778	wall panel	Muro50	2021	2011	2022	2023	290.00	256.89	-
1779	wall panel	Muro50	2014	2013	2024	2025	290.00	39.40	-
1780	wall panel	Muro50	2024	2026	2032	2033	150.00	130.00	-
1781	wall panel	Muro50	2025	2024	2033	2034	150.00	39.40	-
1782	wall panel	Muro50	2026	1617	1624	2032	150.00	39.40	-
1783	wall panel	Muro50	2012	1611	1617	2026	290.00	39.40	-
1784	wall panel	Muro50	2011	2014	2025	2022	290.00	100.25	-
1785	wall panel	Muro50	2022	2025	2034	2031	150.00	100.25	-
Wall 33									
165	wall panel	Muro70	2058	2057	1176	2068	80.00	50.53	-
180	wall panel	Muro70	2069	2058	2068	2070	80.00	130.00	-

Id	Type	Panel Typology	Id Nodes				H	B	Reinforced/Damaged area
			n ₁	n ₂	n ₃	n ₄			
						cm	cm		
181	wall panel	Muro70	2035	1173	2036	2037	120.00	50.53	-
309	wall panel	Muro70	2037	2036	2057	2058	290.00	50.53	-
310	wall panel	Muro70	2038	2035	2037	2039	120.00	130.00	-
446	wall panel	Muro70	2036	2041	2059	2057	290.00	391.15	-
447	wall panel	Muro70	2057	2059	2071	1176	80.00	391.15	-
531	wall panel	Muro70	1173	2040	2041	2036	120.00	391.15	-
536	wall panel	Muro70	1176	2071	2079	2080	110.00	391.15	-
537	wall panel	Muro70	2070	1176	2080	2081	110.00	180.53	-
542	wall panel	Muro60	2081	2080	2084	2085	290.00	180.53	-
616	wall panel	Muro60	2085	2084	2098	2099	150.00	180.53	-
617	wall panel	Muro60	2088	2087	2100	2101	150.00	261.68	-
618	wall panel	Muro60	2084	2088	2101	2098	150.00	129.47	-
619	wall panel	Muro60	2086	2079	2087	2088	290.00	261.68	-
620	wall panel	Muro50	2108	2107	2117	2118	150.00	261.68	-
621	wall panel	Muro50	2109	2108	2118	2119	150.00	129.47	-
622	wall panel	Muro50	2101	2100	2107	2108	290.00	261.68	-
623	wall panel	Muro50	2099	2098	2109	2110	290.00	180.53	-
624	wall panel	Muro50	2110	2109	2119	2120	150.00	180.53	-
1794	wall panel	Muro70	2061	2060	1651	2072	80.00	751.38	-
1795	wall panel	Muro70	2067	2061	2072	2073	80.00	130.00	-
1796	wall panel	Muro70	2042	1639	2043	2044	120.00	751.38	-
1797	wall panel	Muro70	2044	2043	2060	2061	290.00	751.38	-
1798	wall panel	Muro70	2045	2042	2044	2046	120.00	130.00	-
1799	wall panel	Muro70	2041	2056	2062	2059	290.00	108.85	-
1800	wall panel	Muro70	2062	2064	2074	2075	80.00	130.00	-
1801	wall panel	Muro70	2059	2062	2075	2071	80.00	108.85	-
1802	wall panel	Muro70	2064	2063	2076	2074	80.00	200.00	-
1803	wall panel	Muro70	2063	2066	2077	2076	80.00	130.00	-
1804	wall panel	Muro70	2066	2065	2078	2077	80.00	173.34	-
1805	wall panel	Muro70	2047	2048	2049	2050	120.00	200.00	-
1806	wall panel	Muro70	2050	2049	2063	2064	290.00	200.00	-
1807	wall panel	Muro70	2052	2054	2065	2066	290.00	173.34	-
1808	wall panel	Muro70	2048	2051	2052	2049	120.00	130.00	-
1809	wall panel	Muro70	2051	2053	2054	2052	120.00	173.34	-
1810	wall panel	Muro70	2055	2047	2050	2056	120.00	130.00	-
1811	wall panel	Muro70	2040	2055	2056	2041	120.00	108.85	-
1812	wall panel	Muro70	2054	2046	2067	2065	290.00	412.44	-
1813	wall panel	Muro70	2065	2067	2073	2078	80.00	412.44	-
1814	wall panel	Muro70	2053	2045	2046	2054	120.00	412.44	-
1815	wall panel	Muro70	2071	2078	2082	2079	110.00	742.19	-
1816	wall panel	Muro70	2078	2073	2083	2082	110.00	412.44	-
1817	wall panel	Muro70	2073	1651	1658	2083	110.00	881.37	-
1818	wall panel	Muro60	2079	2089	2090	2087	290.00	488.32	-
1819	wall panel	Muro60	2090	2093	2102	2103	150.00	130.00	-
1820	wall panel	Muro60	2087	2090	2103	2100	150.00	488.32	-
1821	wall panel	Muro60	2093	2092	2104	2102	150.00	123.87	-
1822	wall panel	Muro60	2091	2082	2092	2093	290.00	123.87	-
1823	wall panel	Muro60	2082	2083	2094	2092	290.00	412.44	-
1824	wall panel	Muro60	2092	2094	2105	2104	150.00	412.44	-
1825	wall panel	Muro60	2097	2096	1704	2106	150.00	751.38	-
1826	wall panel	Muro60	2094	2097	2106	2105	150.00	130.00	-
1827	wall panel	Muro60	2095	1658	2096	2097	290.00	751.38	-
1828	wall panel	Muro50	2100	2103	2111	2107	290.00	488.32	-
1829	wall panel	Muro50	2111	2113	2121	2122	150.00	130.00	-
1830	wall panel	Muro50	2107	2111	2122	2117	150.00	488.32	-
1831	wall panel	Muro50	2113	2112	2123	2121	150.00	123.87	-
1832	wall panel	Muro50	2102	2104	2112	2113	290.00	123.87	-
1833	wall panel	Muro50	2104	2105	2114	2112	290.00	412.44	-
1834	wall panel	Muro50	2112	2114	2124	2123	150.00	412.44	-
1835	wall panel	Muro50	2116	2115	1738	2125	150.00	751.38	-
1836	wall panel	Muro50	2114	2116	2125	2124	150.00	130.00	-
1837	wall panel	Muro50	2106	1704	2115	2116	290.00	751.38	-
Wall 34									
543	wall panel	Muro70	2126	2127	2128	2129	240.00	36.24	-
545	wall panel	Muro70	2129	2128	2169	2170	250.00	36.24	-
546	wall panel	Muro70	2131	2133	2171	2172	250.00	215.00	-
547	wall panel	Muro70	2135	1643	1656	2173	250.00	170.00	-
585	wall panel	Muro70	2127	2130	2131	2128	240.00	210.00	-
625	wall panel	Muro70	2130	2132	2133	2131	240.00	215.00	-
626	wall panel	Muro70	2132	2134	2135	2133	240.00	210.00	-
627	wall panel	Muro70	2134	1642	1643	2135	240.00	170.00	-
628	wall panel	Muro70	11	685	686	2136	120.00	670.99	-
629	wall panel	Muro70	2136	686	750	85	370.00	670.99	-
630	wall panel	Muro70	685	2137	2138	686	120.00	79.01	-
631	wall panel	Muro70	686	2138	2165	750	370.00	79.01	-
632	wall panel	Muro70	2140	2142	2166	2167	120.00	116.59	-
633	wall panel	Muro70	2137	2139	2140	2138	120.00	210.00	-
634	wall panel	Muro70	2139	2141	2142	2140	120.00	116.59	-
635	wall panel	Muro70	2167	2166	2174	2175	250.00	116.59	-
636	wall panel	Muro70	2143	2144	2145	2146	240.00	39.42	-
637	wall panel	Muro70	2146	2145	2176	2177	250.00	39.42	-
638	wall panel	Muro70	2148	2150	2178	2179	250.00	200.00	-
639	wall panel	Muro70	2152	2154	2180	2181	250.00	81.67	-
646	wall panel	Muro70	2144	2147	2148	2145	240.00	210.00	-
647	wall panel	Muro70	2147	2149	2150	2148	240.00	200.00	-
648	wall panel	Muro70	2149	2151	2152	2150	240.00	210.00	-

Id	Type	Panel Typology	Id Nodes				H	B	Reinforced/Damaged area
			n ₁	n ₂	n ₃	n ₄			
							cm	cm	
649	wall panel	Muro70	2151	2153	2154	2152	240.00	81.67	-
650	wall panel	Muro70	2153	2155	2156	2154	240.00	118.33	-
651	wall panel	Muro70	2154	2156	2182	2180	250.00	118.33	-
652	wall panel	Muro70	2158	2129	2170	2183	250.00	122.34	-
653	wall panel	Muro70	2155	2157	2158	2156	240.00	210.00	-
1034	wall panel	Muro70	2157	2126	2129	2158	240.00	122.34	-
1035	wall panel	Muro70	2183	2170	2186	2187	110.00	122.34	-
1036	wall panel	Muro70	2180	2182	2188	2189	110.00	118.33	-
1037	wall panel	Muro70	2177	2176	2190	2191	110.00	39.42	-
1038	wall panel	Muro70	2181	2180	2189	2192	110.00	81.67	-
1039	wall panel	Muro70	2179	2178	2193	2194	110.00	200.00	-
1040	wall panel	Muro70	2175	2174	2195	2196	110.00	116.59	-
1041	wall panel	Muro70	750	2165	2197	757	110.00	79.01	-
1042	wall panel	Muro70	85	750	757	141	110.00	670.99	-
1043	wall panel	Muro70	2170	2169	2198	2186	110.00	36.24	-
1044	wall panel	Muro70	2173	1656	1675	2199	110.00	170.00	-
1045	wall panel	Muro70	2172	2171	2200	2201	110.00	215.00	-
1046	wall panel	Muro60	2189	2188	2205	2206	85.00	118.33	-
1047	wall panel	Muro60	2206	2205	2225	2226	355.00	118.33	-
1048	wall panel	Muro60	2207	2208	2227	2228	355.00	122.34	-
1049	wall panel	Muro60	2188	2187	2207	2205	85.00	210.00	-
1050	wall panel	Muro60	2187	2186	2208	2207	85.00	122.34	-
1051	wall panel	Muro60	2191	2190	2209	2210	85.00	39.42	-
1052	wall panel	Muro60	2210	2209	2229	2230	355.00	39.42	-
1053	wall panel	Muro60	2211	2212	2231	2232	355.00	200.00	-
1054	wall panel	Muro60	2213	2206	2226	2233	355.00	81.67	-
1055	wall panel	Muro60	2190	2194	2211	2209	85.00	210.00	-
1056	wall panel	Muro60	2194	2193	2212	2211	85.00	200.00	-
1057	wall panel	Muro60	2193	2192	2213	2212	85.00	210.00	-
1058	wall panel	Muro60	2192	2189	2206	2213	85.00	81.67	-
1059	wall panel	Muro60	757	2197	2214	2215	85.00	79.01	-
1060	wall panel	Muro60	2215	2214	2234	834	355.00	79.01	-
1061	wall panel	Muro60	2216	2217	2235	2236	355.00	116.59	-
1062	wall panel	Muro60	2197	2196	2216	2214	85.00	210.00	-
1063	wall panel	Muro60	2196	2195	2217	2216	85.00	116.59	-
1064	wall panel	Muro60	141	757	2215	150	85.00	670.99	-
1065	wall panel	Muro60	150	2215	834	186	355.00	670.99	-
1066	wall panel	Muro60	2186	2198	2218	2208	85.00	36.24	-
1067	wall panel	Muro60	2208	2218	2237	2227	355.00	36.24	-
1068	wall panel	Muro60	2219	2220	2238	2239	355.00	215.00	-
1069	wall panel	Muro60	2221	1696	1707	2240	355.00	170.00	-
1070	wall panel	Muro60	2198	2201	2219	2218	85.00	210.00	-
1071	wall panel	Muro60	2201	2200	2220	2219	85.00	215.00	-
1072	wall panel	Muro60	2200	2199	2221	2220	85.00	210.00	-
1073	wall panel	Muro60	2199	1675	1696	2221	85.00	170.00	-
1074	wall panel	Muro50	2226	2225	2244	2245	85.00	118.33	-
1075	wall panel	Muro50	2245	2244	2264	2265	355.00	118.33	-
1076	wall panel	Muro50	2246	2247	2266	2267	355.00	122.34	-
1077	wall panel	Muro50	2225	2228	2246	2244	85.00	210.00	-
1078	wall panel	Muro50	2228	2227	2247	2246	85.00	122.34	-
1079	wall panel	Muro50	2230	2229	2248	2249	85.00	39.42	-
1080	wall panel	Muro50	2249	2248	2268	2269	355.00	39.42	-
1081	wall panel	Muro50	2250	2251	2270	2271	355.00	200.00	-
1082	wall panel	Muro50	2252	2245	2265	2272	355.00	81.67	-
1083	wall panel	Muro50	2229	2232	2250	2248	85.00	210.00	-
1084	wall panel	Muro50	2232	2231	2251	2250	85.00	200.00	-
1085	wall panel	Muro50	2231	2233	2252	2251	85.00	210.00	-
1086	wall panel	Muro50	2233	2226	2245	2252	85.00	81.67	-
1087	wall panel	Muro50	834	2234	2253	2254	85.00	79.01	-
1088	wall panel	Muro50	2254	2253	2273	905	355.00	79.01	-
1089	wall panel	Muro50	2255	2256	2274	2275	355.00	116.59	-
1090	wall panel	Muro50	2234	2236	2255	2253	85.00	210.00	-
1091	wall panel	Muro50	2236	2235	2256	2255	85.00	116.59	-
1092	wall panel	Muro50	186	834	2254	251	85.00	670.99	-
1093	wall panel	Muro50	251	2254	905	285	355.00	670.99	-
1094	wall panel	Muro50	2227	2237	2257	2247	85.00	36.24	-
1095	wall panel	Muro50	2247	2257	2276	2266	355.00	36.24	-
1096	wall panel	Muro50	2258	2259	2277	2278	355.00	215.00	-
1097	wall panel	Muro50	2260	1737	1748	2279	355.00	170.00	-
1098	wall panel	Muro50	2237	2239	2258	2257	85.00	210.00	-
1099	wall panel	Muro50	2239	2238	2259	2258	85.00	215.00	-
1100	wall panel	Muro50	2238	2240	2260	2259	85.00	210.00	-
1101	wall panel	Muro50	2240	1707	1737	2260	85.00	170.00	-
1102	wall panel	Muro70	2164	2163	2162	2168	120.00	85.00	-
1103	wall panel	Muro70	2168	2162	2184	1175	250.00	85.00	-
1104	wall panel	Muro70	2161	2146	2177	2185	250.00	95.58	-
1105	wall panel	Muro70	2159	2160	2161	2162	240.00	210.00	-
1106	wall panel	Muro70	2160	2143	2146	2161	240.00	95.58	-
1107	wall panel	Muro70	1174	2159	2163	2164	120.00	85.00	-
1108	wall panel	Muro70	2141	1174	2164	2142	120.00	180.27	-
1109	wall panel	Muro70	2142	2164	2168	2166	120.00	180.27	-
1110	wall panel	Muro70	2166	2168	1175	2174	250.00	180.27	-
1111	wall panel	Muro70	2174	1175	2202	2195	110.00	180.27	-
1112	wall panel	Muro70	2185	2177	2191	2203	110.00	95.58	-
1113	wall panel	Muro70	1175	2184	2204	2202	110.00	85.00	-
1114	wall panel	Muro60	2195	2202	2222	2217	85.00	180.27	-

Id	Type	Panel Typology	Id Nodes				H	B	Reinforced/Damaged area
			n ₁	n ₂	n ₃	n ₄			
						cm	cm		
1115	wall panel	Muro60	2217	2222	2241	2235	355.00	180.27	-
1116	wall panel	Muro60	2202	2204	2223	2222	85.00	85.00	-
1117	wall panel	Muro60	2222	2223	2242	2241	355.00	85.00	-
1118	wall panel	Muro60	2224	2210	2230	2243	355.00	95.58	-
1119	wall panel	Muro60	2204	2203	2224	2223	85.00	210.00	-
1120	wall panel	Muro60	2203	2191	2210	2224	85.00	95.58	-
1121	wall panel	Muro50	2235	2241	2261	2256	85.00	180.27	-
1122	wall panel	Muro50	2256	2261	2280	2274	355.00	180.27	-
1123	wall panel	Muro50	2241	2242	2262	2261	85.00	85.00	-
1124	wall panel	Muro50	2261	2262	2281	2280	355.00	85.00	-
1125	wall panel	Muro50	2263	2249	2269	2282	355.00	95.58	-
1126	wall panel	Muro50	2242	2243	2263	2262	85.00	210.00	-
1127	wall panel	Muro50	2243	2230	2249	2263	85.00	95.58	-
1786	wall panel	Muro50	2280	2269	2283	2284	100.00	390.58	-
1787	wall panel	Muro50	2274	2280	2284	2285	100.00	180.27	-
1788	wall panel	Muro50	2266	1748	1762	2286	100.00	841.24	-
1789	wall panel	Muro50	285	905	2287	2299	100.00	670.99	-
1790	wall panel	Muro50	905	2274	2285	2287	100.00	405.60	-
1791	wall panel	Muro50	2269	2265	2288	2283	100.00	741.10	-
1792	wall panel	Muro50	2265	2266	2286	2288	100.00	450.67	-
Wall 35									
534	wall panel	Muro50	1816	1963	1985	1833	490.00	797.88	-
640	wall panel	Muro50	1833	1985	1988	1850	110.00	797.88	-
1844	wall panel	Muro cls	1850	1988	2014	1894	440.00	797.88	-
1867	wall panel	Muro cls	1894	2014	2034	1937	440.00	797.88	-
Wall 37									
535	wall panel	Muro50	2053	2289	2290	2054	120.00	90.00	-
593	wall panel	Muro50	2054	2290	2294	2078	370.00	90.00	-
594	wall panel	Muro50	2292	2293	2180	2295	370.00	140.00	-
641	wall panel	Muro50	2289	2291	2292	2290	120.00	500.97	-
1838	wall panel	Muro50	2291	2153	2293	2292	120.00	140.00	-
1839	wall panel	Muro50	2295	2180	2189	2296	110.00	140.00	-
1840	wall panel	Muro50	2078	2294	2297	2082	110.00	90.00	-
1841	wall panel	Muro cls	2082	2189	2226	2104	440.00	730.97	-
Wall 23									
2128	wall panel	Muro70	82	726	755	136	110.00	670.00	-
2129	wall panel	Muro cls	136	755	814	183	440.00	670.00	-
2130	wall panel	Muro cls	183	814	897	280	440.00	670.00	-
Wall 8									
2136	wall panel	Muro70	458	1219	1235	487	110.00	750.00	-
2137	wall panel	Muro cls	487	1235	1260	519	440.00	750.00	-
2138	wall panel	Muro cls	519	1260	1298	574	440.00	750.00	-

Elements Frames

Legend table:

- Id: numeric identifier of element;
- Frame typology: typology of elements frames;
- Id Nodes:
 - n1: numeric identifier of 1st node;
 - n2: numeric identifier of 2nd node.
- Line loads: typology of line load assigned to the frame;
- Imposed displacement to the nodes:
 - Cond: load condition;
 - Dir: component of the displacement vector;
 - n1: displacement of the 1st node;
 - n2: displacement of the 2nd node;
- Forces concentrated at the nodes:
 - Cond: load condition;
 - Dir: component of the solicitation vector;
 - n1: forcing at the 1st node;
 - n2: forcing to the 2nd node.

Table 24. Elements Frames

Id	Frame typology	Id Nodes		Line loads	Imposed displacement to the nodes				Forces concentrated to the nodes			
		n ₁	n ₂		Cond	Dir	n ₁	n ₂	Cond	Dir	n ₁	n ₂
						cm	cm	cm	cm	N	N	
Wall 1												
106	Cordolo_50	280	282	-	-	-	-	-	-	-	-	
107	Cordolo_50	282	284	-	-	-	-	-	-	-	-	
108	Cordolo_50	284	283	-	-	-	-	-	-	-	-	
109	Cordolo_50	283	286	-	-	-	-	-	-	-	-	
110	Cordolo_50	286	285	-	-	-	-	-	-	-	-	
111	Cordolo_50	277	276	-	-	-	-	-	-	-	-	

Id	Frame typology	Id Nodes		Line loads	Imposed displacement to the nodes				Forces concentrated to the nodes			
		n ₁	n ₂		Cond	Dir	n ₁ cm	n ₂ cm	Cond	Dir	n ₁ N	n ₂ N
112	Cordolo_50	276	279	-	-	-	-	-	-	-	-	-
113	Cordolo_50	279	278	-	-	-	-	-	-	-	-	-
114	Cordolo_50	278	281	-	-	-	-	-	-	-	-	-
115	Cordolo_50	281	280	-	-	-	-	-	-	-	-	-
116	Cordolo_50	271	273	-	-	-	-	-	-	-	-	-
117	Cordolo_50	273	275	-	-	-	-	-	-	-	-	-
118	Cordolo_50	275	274	-	-	-	-	-	-	-	-	-
119	Cordolo_50	272	271	-	-	-	-	-	-	-	-	-
120	Cordolo_50	268	270	-	-	-	-	-	-	-	-	-
121	Cordolo_50	270	269	-	-	-	-	-	-	-	-	-
122	Cordolo_50	269	272	-	-	-	-	-	-	-	-	-
123	Cordolo_50	266	268	-	-	-	-	-	-	-	-	-
124	Cordolo_50	265	264	-	-	-	-	-	-	-	-	-
125	Cordolo_50	264	267	-	-	-	-	-	-	-	-	-
126	Cordolo_50	267	266	-	-	-	-	-	-	-	-	-
127	Cordolo_50	258	259	-	-	-	-	-	-	-	-	-
128	Cordolo_50	259	261	-	-	-	-	-	-	-	-	-
129	Cordolo_50	261	260	-	-	-	-	-	-	-	-	-
130	Cordolo_50	260	263	-	-	-	-	-	-	-	-	-
131	Cordolo_50	263	262	-	-	-	-	-	-	-	-	-
132	Cordolo_50	256	258	-	-	-	-	-	-	-	-	-
133	Cordolo_50	253	252	-	-	-	-	-	-	-	-	-
134	Cordolo_50	252	255	-	-	-	-	-	-	-	-	-
135	Cordolo_50	255	254	-	-	-	-	-	-	-	-	-
150	Cordolo_50	254	257	-	-	-	-	-	-	-	-	-
151	Cordolo_50	257	256	-	-	-	-	-	-	-	-	-
410	Cordolo_60	213	212	-	-	-	-	-	-	-	-	-
411	Cordolo_60	212	215	-	-	-	-	-	-	-	-	-
412	Cordolo_60	215	214	-	-	-	-	-	-	-	-	-
413	Cordolo_60	214	216	-	-	-	-	-	-	-	-	-
414	Cordolo_60	216	211	-	-	-	-	-	-	-	-	-
415	Cordolo_60	211	206	-	-	-	-	-	-	-	-	-
416	Cordolo_60	206	205	-	-	-	-	-	-	-	-	-
417	Cordolo_60	205	208	-	-	-	-	-	-	-	-	-
418	Cordolo_60	208	207	-	-	-	-	-	-	-	-	-
419	Cordolo_60	207	210	-	-	-	-	-	-	-	-	-
420	Cordolo_60	210	209	-	-	-	-	-	-	-	-	-
421	Cordolo_60	203	202	-	-	-	-	-	-	-	-	-
422	Cordolo_60	202	204	-	-	-	-	-	-	-	-	-
423	Cordolo_60	204	201	-	-	-	-	-	-	-	-	-
424	Cordolo_60	201	200	-	-	-	-	-	-	-	-	-
425	Cordolo_60	200	199	-	-	-	-	-	-	-	-	-
426	Cordolo_60	199	198	-	-	-	-	-	-	-	-	-
427	Cordolo_60	198	197	-	-	-	-	-	-	-	-	-
428	Cordolo_60	197	194	-	-	-	-	-	-	-	-	-
429	Cordolo_60	194	193	-	-	-	-	-	-	-	-	-
430	Cordolo_60	193	196	-	-	-	-	-	-	-	-	-
431	Cordolo_60	196	195	-	-	-	-	-	-	-	-	-
432	Cordolo_60	189	188	-	-	-	-	-	-	-	-	-
433	Cordolo_60	188	191	-	-	-	-	-	-	-	-	-

Id	Frame typology	Id Nodes		Line loads	Imposed displacement to the nodes				Forces concentrated to the nodes			
		n ₁	n ₂		Cond	Dir	n ₁ cm	n ₂ cm	Cond	Dir	n ₁ N	n ₂ N
434	Cordolo_60	191	190	-	-	-	-	-	-	-	-	-
435	Cordolo_60	190	192	-	-	-	-	-	-	-	-	-
436	Cordolo_60	192	183	-	-	-	-	-	-	-	-	-
437	Cordolo_60	183	182	-	-	-	-	-	-	-	-	-
438	Cordolo_60	182	185	-	-	-	-	-	-	-	-	-
439	Cordolo_60	185	184	-	-	-	-	-	-	-	-	-
440	Cordolo_60	184	187	-	-	-	-	-	-	-	-	-
441	Cordolo_60	187	186	-	-	-	-	-	-	-	-	-
689	Cordolo_70	136	140	-	-	-	-	-	-	-	-	-
690	Cordolo_70	140	144	-	-	-	-	-	-	-	-	-
691	Cordolo_70	144	143	-	-	-	-	-	-	-	-	-
692	Cordolo_70	143	142	-	-	-	-	-	-	-	-	-
693	Cordolo_70	142	141	-	-	-	-	-	-	-	-	-
694	Cordolo_70	135	134	-	-	-	-	-	-	-	-	-
695	Cordolo_70	134	139	-	-	-	-	-	-	-	-	-
696	Cordolo_70	139	138	-	-	-	-	-	-	-	-	-
697	Cordolo_70	138	137	-	-	-	-	-	-	-	-	-
698	Cordolo_70	137	136	-	-	-	-	-	-	-	-	-
699	Cordolo_70	130	133	-	-	-	-	-	-	-	-	-
700	Cordolo_70	133	132	-	-	-	-	-	-	-	-	-
701	Cordolo_70	132	131	-	-	-	-	-	-	-	-	-
702	Cordolo_70	129	130	-	-	-	-	-	-	-	-	-
703	Cordolo_70	128	161	-	-	-	-	-	-	-	-	-
704	Cordolo_70	161	162	-	-	-	-	-	-	-	-	-
705	Cordolo_70	162	129	-	-	-	-	-	-	-	-	-
706	Cordolo_70	124	128	-	-	-	-	-	-	-	-	-
707	Cordolo_70	127	126	-	-	-	-	-	-	-	-	-
708	Cordolo_70	126	125	-	-	-	-	-	-	-	-	-
709	Cordolo_70	125	124	-	-	-	-	-	-	-	-	-
710	Cordolo_70	118	119	-	-	-	-	-	-	-	-	-
711	Cordolo_70	119	123	-	-	-	-	-	-	-	-	-
712	Cordolo_70	123	122	-	-	-	-	-	-	-	-	-
713	Cordolo_70	122	121	-	-	-	-	-	-	-	-	-
714	Cordolo_70	121	120	-	-	-	-	-	-	-	-	-
715	Cordolo_70	114	118	-	-	-	-	-	-	-	-	-
716	Cordolo_70	113	112	-	-	-	-	-	-	-	-	-
717	Cordolo_70	112	117	-	-	-	-	-	-	-	-	-
718	Cordolo_70	117	116	-	-	-	-	-	-	-	-	-
719	Cordolo_70	116	115	-	-	-	-	-	-	-	-	-
720	Cordolo_70	115	114	-	-	-	-	-	-	-	-	-
Wall 2												
152	Cordolo_50	339	262	-	-	-	-	-	-	-	-	-
153	Cordolo_50	262	338	-	-	-	-	-	-	-	-	-
154	Cordolo_60	209	337	-	-	-	-	-	-	-	-	-
157	Cordolo_60	336	209	-	-	-	-	-	-	-	-	-
442	Cordolo_70	335	120	-	-	-	-	-	-	-	-	-
443	Cordolo_70	120	334	-	-	-	-	-	-	-	-	-
Wall 3												
100	Cordolo_70	342	377	-	-	-	-	-	-	-	-	-
101	Cordolo_70	377	376	-	-	-	-	-	-	-	-	-
102	Cordolo_70	376	375	-	-	-	-	-	-	-	-	-

Id	Frame typology	Id Nodes		Line loads	Imposed displacement to the nodes				Forces concentrated to the nodes			
		n ₁	n ₂		Cond	Dir	n ₁ cm	n ₂ cm	Cond	Dir	n ₁ N	n ₂ N
103	Cordolo_70	374	373	-	-	-	-	-	-	-	-	-
104	Cordolo_70	373	372	-	-	-	-	-	-	-	-	-
105	Cordolo_70	372	371	-	-	-	-	-	-	-	-	-
155	Cordolo_50	370	369	-	-	-	-	-	-	-	-	-
156	Cordolo_50	369	368	-	-	-	-	-	-	-	-	-
158	Cordolo_50	368	367	-	-	-	-	-	-	-	-	-
159	Cordolo_50	338	366	-	-	-	-	-	-	-	-	-
160	Cordolo_50	366	365	-	-	-	-	-	-	-	-	-
161	Cordolo_50	365	364	-	-	-	-	-	-	-	-	-
445	Cordolo_60	337	363	-	-	-	-	-	-	-	-	-
446	Cordolo_60	363	361	-	-	-	-	-	-	-	-	-
447	Cordolo_60	361	360	-	-	-	-	-	-	-	-	-
448	Cordolo_60	358	357	-	-	-	-	-	-	-	-	-
449	Cordolo_60	357	355	-	-	-	-	-	-	-	-	-
450	Cordolo_60	355	354	-	-	-	-	-	-	-	-	-
724	Cordolo_70	352	356	-	-	-	-	-	-	-	-	-
725	Cordolo_70	356	353	-	-	-	-	-	-	-	-	-
726	Cordolo_70	353	351	-	-	-	-	-	-	-	-	-
727	Cordolo_70	334	362	-	-	-	-	-	-	-	-	-
728	Cordolo_70	362	359	-	-	-	-	-	-	-	-	-
729	Cordolo_70	359	350	-	-	-	-	-	-	-	-	-
Wall 4												
162	Cordolo_50	265	383	-	-	-	-	-	-	-	-	-
163	Cordolo_50	383	386	-	-	-	-	-	-	-	-	-
164	Cordolo_50	386	382	-	-	-	-	-	-	-	-	-
165	Cordolo_50	364	265	-	-	-	-	-	-	-	-	-
730	Cordolo_60	360	203	-	-	-	-	-	-	-	-	-
731	Cordolo_60	203	381	-	-	-	-	-	-	-	-	-
732	Cordolo_70	127	380	-	-	-	-	-	-	-	-	-
733	Cordolo_70	350	127	-	-	-	-	-	-	-	-	-
Wall 5												
166	Cordolo_50	397	274	-	-	-	-	-	-	-	-	-
167	Cordolo_50	274	370	-	-	-	-	-	-	-	-	-
168	Cordolo_60	195	358	-	-	-	-	-	-	-	-	-
169	Cordolo_60	396	195	-	-	-	-	-	-	-	-	-
444	Cordolo_70	395	131	-	-	-	-	-	-	-	-	-
453	Cordolo_70	131	352	-	-	-	-	-	-	-	-	-
Wall 6												
170	Cordolo_50	277	404	-	-	-	-	-	-	-	-	-
171	Cordolo_50	367	277	-	-	-	-	-	-	-	-	-
172	Cordolo_60	354	189	-	-	-	-	-	-	-	-	-
173	Cordolo_60	189	403	-	-	-	-	-	-	-	-	-
454	Cordolo_70	135	402	-	-	-	-	-	-	-	-	-
455	Cordolo_70	351	135	-	-	-	-	-	-	-	-	-
Wall 7												
174	Cordolo_50	574	576	-	-	-	-	-	-	-	-	-
175	Cordolo_50	576	578	-	-	-	-	-	-	-	-	-
176	Cordolo_50	578	577	-	-	-	-	-	-	-	-	-
177	Cordolo_50	577	580	-	-	-	-	-	-	-	-	-
178	Cordolo_50	580	579	-	-	-	-	-	-	-	-	-
179	Cordolo_50	569	571	-	-	-	-	-	-	-	-	-
180	Cordolo_50	571	573	-	-	-	-	-	-	-	-	-

Id	Frame typology	Id Nodes		Line loads	Imposed displacement to the nodes				Forces concentrated to the nodes			
		n ₁	n ₂		Cond	Dir	n ₁ cm	n ₂ cm	Cond	Dir	n ₁ N	n ₂ N
181	Cordolo_50	573	572	-	-	-	-	-	-	-	-	-
182	Cordolo_50	572	575	-	-	-	-	-	-	-	-	-
183	Cordolo_50	575	574	-	-	-	-	-	-	-	-	-
184	Cordolo_50	566	568	-	-	-	-	-	-	-	-	-
185	Cordolo_50	568	570	-	-	-	-	-	-	-	-	-
186	Cordolo_50	570	569	-	-	-	-	-	-	-	-	-
187	Cordolo_50	564	565	-	-	-	-	-	-	-	-	-
188	Cordolo_50	565	567	-	-	-	-	-	-	-	-	-
189	Cordolo_50	567	566	-	-	-	-	-	-	-	-	-
190	Cordolo_50	562	564	-	-	-	-	-	-	-	-	-
191	Cordolo_50	560	561	-	-	-	-	-	-	-	-	-
192	Cordolo_50	561	563	-	-	-	-	-	-	-	-	-
211	Cordolo_50	563	562	-	-	-	-	-	-	-	-	-
212	Cordolo_50	253	560	-	-	-	-	-	-	-	-	-
459	Cordolo_60	213	537	-	-	-	-	-	-	-	-	-
460	Cordolo_60	537	536	-	-	-	-	-	-	-	-	-
461	Cordolo_60	536	538	-	-	-	-	-	-	-	-	-
462	Cordolo_60	538	535	-	-	-	-	-	-	-	-	-
463	Cordolo_60	535	533	-	-	-	-	-	-	-	-	-
464	Cordolo_60	533	532	-	-	-	-	-	-	-	-	-
465	Cordolo_60	532	534	-	-	-	-	-	-	-	-	-
466	Cordolo_60	534	530	-	-	-	-	-	-	-	-	-
467	Cordolo_60	530	529	-	-	-	-	-	-	-	-	-
468	Cordolo_60	529	531	-	-	-	-	-	-	-	-	-
469	Cordolo_60	531	525	-	-	-	-	-	-	-	-	-
470	Cordolo_60	525	524	-	-	-	-	-	-	-	-	-
471	Cordolo_60	524	527	-	-	-	-	-	-	-	-	-
472	Cordolo_60	527	526	-	-	-	-	-	-	-	-	-
473	Cordolo_60	526	528	-	-	-	-	-	-	-	-	-
474	Cordolo_60	528	519	-	-	-	-	-	-	-	-	-
475	Cordolo_60	519	518	-	-	-	-	-	-	-	-	-
476	Cordolo_60	518	521	-	-	-	-	-	-	-	-	-
477	Cordolo_60	521	520	-	-	-	-	-	-	-	-	-
478	Cordolo_60	520	523	-	-	-	-	-	-	-	-	-
479	Cordolo_60	523	522	-	-	-	-	-	-	-	-	-
740	Cordolo_70	487	496	-	-	-	-	-	-	-	-	-
741	Cordolo_70	496	495	-	-	-	-	-	-	-	-	-
742	Cordolo_70	495	494	-	-	-	-	-	-	-	-	-
743	Cordolo_70	494	493	-	-	-	-	-	-	-	-	-
744	Cordolo_70	493	492	-	-	-	-	-	-	-	-	-
745	Cordolo_70	484	491	-	-	-	-	-	-	-	-	-
746	Cordolo_70	491	490	-	-	-	-	-	-	-	-	-
747	Cordolo_70	490	489	-	-	-	-	-	-	-	-	-
748	Cordolo_70	489	488	-	-	-	-	-	-	-	-	-
749	Cordolo_70	488	487	-	-	-	-	-	-	-	-	-
750	Cordolo_70	481	486	-	-	-	-	-	-	-	-	-
751	Cordolo_70	486	485	-	-	-	-	-	-	-	-	-
752	Cordolo_70	485	484	-	-	-	-	-	-	-	-	-
753	Cordolo_70	480	483	-	-	-	-	-	-	-	-	-
754	Cordolo_70	483	482	-	-	-	-	-	-	-	-	-

Id	Frame typology	Id Nodes		Line loads	Imposed displacement to the nodes				Forces concentrated to the nodes			
		n ₁	n ₂		Cond	Dir	n ₁ cm	n ₂ cm	Cond	Dir	n ₁ N	n ₂ N
755	Cordolo_70	482	481	-	-	-	-	-	-	-	-	-
756	Cordolo_70	477	480	-	-	-	-	-	-	-	-	-
757	Cordolo_70	476	479	-	-	-	-	-	-	-	-	-
758	Cordolo_70	479	478	-	-	-	-	-	-	-	-	-
759	Cordolo_70	478	477	-	-	-	-	-	-	-	-	-
760	Cordolo_70	113	476	-	-	-	-	-	-	-	-	-
Wall 9												
193	Cordolo_70	114	590	-	-	-	-	-	-	-	-	-
480	Cordolo_60	211	591	-	-	-	-	-	-	-	-	-
213	Cordolo_50	256	592	-	-	-	-	-	-	-	-	-
Wall 13												
194	Cordolo_60	200	614	-	-	-	-	-	-	-	-	-
195	Cordolo_60	614	613	-	-	-	-	-	-	-	-	-
196	Cordolo_60	613	615	-	-	-	-	-	-	-	-	-
197	Cordolo_70	128	607	-	-	-	-	-	-	-	-	-
214	Cordolo_70	607	610	-	-	-	-	-	-	-	-	-
456	Cordolo_70	610	606	-	-	-	-	-	-	-	-	-
Wall 14												
198	Cordolo_60	197	627	-	-	-	-	-	-	-	-	-
199	Cordolo_60	627	626	-	-	-	-	-	-	-	-	-
200	Cordolo_60	626	628	-	-	-	-	-	-	-	-	-
201	Cordolo_70	129	620	-	-	-	-	-	-	-	-	-
215	Cordolo_70	620	623	-	-	-	-	-	-	-	-	-
216	Cordolo_70	623	619	-	-	-	-	-	-	-	-	-
Wall 15												
136	Cordolo_50	898	904	-	-	-	-	-	-	-	-	-
137	Cordolo_50	904	903	-	-	-	-	-	-	-	-	-
138	Cordolo_50	903	905	-	-	-	-	-	-	-	-	-
139	Cordolo_60	813	833	-	-	-	-	-	-	-	-	-
140	Cordolo_60	833	832	-	-	-	-	-	-	-	-	-
141	Cordolo_60	832	834	-	-	-	-	-	-	-	-	-
142	Cordolo_70	756	804	-	-	-	-	-	-	-	-	-
143	Cordolo_70	804	806	-	-	-	-	-	-	-	-	-
144	Cordolo_70	806	757	-	-	-	-	-	-	-	-	-
145	Cordolo_42	392	942	-	-	-	-	-	-	-	-	-
146	Cordolo_42	942	941	-	-	-	-	-	-	-	-	-
147	Cordolo_42	941	943	-	-	-	-	-	-	-	-	-
148	Cordolo_42	943	944	-	-	-	-	-	-	-	-	-
149	Cordolo_42	944	940	-	-	-	-	-	-	-	-	-
202	Cordolo_42	940	938	-	-	-	-	-	-	-	-	-
203	Cordolo_42	938	937	-	-	-	-	-	-	-	-	-
204	Cordolo_42	937	936	-	-	-	-	-	-	-	-	-
205	Cordolo_42	936	935	-	-	-	-	-	-	-	-	-
206	Cordolo_42	935	934	-	-	-	-	-	-	-	-	-
207	Cordolo_42	934	939	-	-	-	-	-	-	-	-	-
208	Cordolo_42	340	933	-	-	-	-	-	-	-	-	-
209	Cordolo_42	933	932	-	-	-	-	-	-	-	-	-
210	Cordolo_42	932	392	-	-	-	-	-	-	-	-	-
217	Cordolo_42	398	931	-	-	-	-	-	-	-	-	-
218	Cordolo_42	931	930	-	-	-	-	-	-	-	-	-
219	Cordolo_42	930	405	-	-	-	-	-	-	-	-	-
220	Cordolo_50	397	902	-	-	-	-	-	-	-	-	-

Id	Frame typology	Id Nodes		Line loads	Imposed displacement to the nodes				Forces concentrated to the nodes			
		n ₁	n ₂		Cond	Dir	n ₁ cm	n ₂ cm	Cond	Dir	n ₁ N	n ₂ N
221	Cordolo_50	902	901	-	-	-	-	-	-	-	-	-
222	Cordolo_50	901	404	-	-	-	-	-	-	-	-	-
223	Cordolo_50	339	900	-	-	-	-	-	-	-	-	-
224	Cordolo_50	900	899	-	-	-	-	-	-	-	-	-
225	Cordolo_50	899	382	-	-	-	-	-	-	-	-	-
226	Cordolo_50	897	898	-	-	-	-	-	-	-	-	-
227	Cordolo_50	404	896	-	-	-	-	-	-	-	-	-
228	Cordolo_50	896	895	-	-	-	-	-	-	-	-	-
229	Cordolo_50	895	897	-	-	-	-	-	-	-	-	-
230	Cordolo_50	892	894	-	-	-	-	-	-	-	-	-
231	Cordolo_50	894	893	-	-	-	-	-	-	-	-	-
232	Cordolo_50	893	397	-	-	-	-	-	-	-	-	-
233	Cordolo_50	891	892	-	-	-	-	-	-	-	-	-
234	Cordolo_50	888	916	-	-	-	-	-	-	-	-	-
241	Cordolo_50	916	919	-	-	-	-	-	-	-	-	-
242	Cordolo_50	919	890	-	-	-	-	-	-	-	-	-
243	Cordolo_50	890	889	-	-	-	-	-	-	-	-	-
244	Cordolo_50	889	913	-	-	-	-	-	-	-	-	-
245	Cordolo_50	913	891	-	-	-	-	-	-	-	-	-
246	Cordolo_50	887	888	-	-	-	-	-	-	-	-	-
259	Cordolo_50	382	886	-	-	-	-	-	-	-	-	-
269	Cordolo_50	886	924	-	-	-	-	-	-	-	-	-
270	Cordolo_50	924	885	-	-	-	-	-	-	-	-	-
271	Cordolo_50	885	925	-	-	-	-	-	-	-	-	-
273	Cordolo_50	925	928	-	-	-	-	-	-	-	-	-
274	Cordolo_50	928	887	-	-	-	-	-	-	-	-	-
275	Cordolo_50	880	882	-	-	-	-	-	-	-	-	-
276	Cordolo_50	882	881	-	-	-	-	-	-	-	-	-
277	Cordolo_50	881	883	-	-	-	-	-	-	-	-	-
278	Cordolo_50	883	884	-	-	-	-	-	-	-	-	-
279	Cordolo_50	884	339	-	-	-	-	-	-	-	-	-
280	Cordolo_50	592	880	-	-	-	-	-	-	-	-	-
281	Cordolo_50	560	879	-	-	-	-	-	-	-	-	-
282	Cordolo_50	879	878	-	-	-	-	-	-	-	-	-
283	Cordolo_50	878	877	-	-	-	-	-	-	-	-	-
284	Cordolo_50	877	876	-	-	-	-	-	-	-	-	-
285	Cordolo_50	876	592	-	-	-	-	-	-	-	-	-
503	Cordolo_60	830	831	-	-	-	-	-	-	-	-	-
504	Cordolo_60	831	591	-	-	-	-	-	-	-	-	-
505	Cordolo_60	537	829	-	-	-	-	-	-	-	-	-
506	Cordolo_60	829	828	-	-	-	-	-	-	-	-	-
507	Cordolo_60	828	830	-	-	-	-	-	-	-	-	-
508	Cordolo_60	591	827	-	-	-	-	-	-	-	-	-
509	Cordolo_60	827	826	-	-	-	-	-	-	-	-	-
510	Cordolo_60	826	825	-	-	-	-	-	-	-	-	-
511	Cordolo_60	825	843	-	-	-	-	-	-	-	-	-
512	Cordolo_60	843	846	-	-	-	-	-	-	-	-	-
513	Cordolo_60	846	336	-	-	-	-	-	-	-	-	-
514	Cordolo_60	381	849	-	-	-	-	-	-	-	-	-
515	Cordolo_60	849	824	-	-	-	-	-	-	-	-	-

Id	Frame typology	Id Nodes		Line loads	Imposed displacement to the nodes				Forces concentrated to the nodes			
		n ₁	n ₂		Cond	Dir	n ₁ cm	n ₂ cm	Cond	Dir	n ₁ N	n ₂ N
516	Cordolo_60	824	823	-	-	-	-	-	-	-	-	-
517	Cordolo_60	823	822	-	-	-	-	-	-	-	-	-
518	Cordolo_60	822	615	-	-	-	-	-	-	-	-	-
519	Cordolo_60	615	821	-	-	-	-	-	-	-	-	-
520	Cordolo_60	821	820	-	-	-	-	-	-	-	-	-
521	Cordolo_60	820	628	-	-	-	-	-	-	-	-	-
522	Cordolo_60	628	819	-	-	-	-	-	-	-	-	-
523	Cordolo_60	819	818	-	-	-	-	-	-	-	-	-
524	Cordolo_60	818	858	-	-	-	-	-	-	-	-	-
525	Cordolo_60	858	817	-	-	-	-	-	-	-	-	-
526	Cordolo_60	817	861	-	-	-	-	-	-	-	-	-
765	Cordolo_60	861	396	-	-	-	-	-	-	-	-	-
766	Cordolo_60	403	816	-	-	-	-	-	-	-	-	-
767	Cordolo_60	816	815	-	-	-	-	-	-	-	-	-
768	Cordolo_60	815	814	-	-	-	-	-	-	-	-	-
769	Cordolo_60	814	813	-	-	-	-	-	-	-	-	-
770	Cordolo_60	336	812	-	-	-	-	-	-	-	-	-
771	Cordolo_60	812	811	-	-	-	-	-	-	-	-	-
772	Cordolo_60	811	381	-	-	-	-	-	-	-	-	-
773	Cordolo_60	396	810	-	-	-	-	-	-	-	-	-
774	Cordolo_60	810	809	-	-	-	-	-	-	-	-	-
775	Cordolo_60	809	403	-	-	-	-	-	-	-	-	-
776	Cordolo_70	395	758	-	-	-	-	-	-	-	-	-
777	Cordolo_70	758	761	-	-	-	-	-	-	-	-	-
778	Cordolo_70	761	402	-	-	-	-	-	-	-	-	-
779	Cordolo_70	335	764	-	-	-	-	-	-	-	-	-
780	Cordolo_70	764	767	-	-	-	-	-	-	-	-	-
781	Cordolo_70	767	380	-	-	-	-	-	-	-	-	-
782	Cordolo_70	755	756	-	-	-	-	-	-	-	-	-
783	Cordolo_70	402	772	-	-	-	-	-	-	-	-	-
784	Cordolo_70	772	774	-	-	-	-	-	-	-	-	-
785	Cordolo_70	774	755	-	-	-	-	-	-	-	-	-
786	Cordolo_70	754	776	-	-	-	-	-	-	-	-	-
787	Cordolo_70	776	779	-	-	-	-	-	-	-	-	-
788	Cordolo_70	779	395	-	-	-	-	-	-	-	-	-
789	Cordolo_70	619	754	-	-	-	-	-	-	-	-	-
790	Cordolo_70	606	781	-	-	-	-	-	-	-	-	-
791	Cordolo_70	781	783	-	-	-	-	-	-	-	-	-
792	Cordolo_70	783	619	-	-	-	-	-	-	-	-	-
793	Cordolo_70	753	606	-	-	-	-	-	-	-	-	-
794	Cordolo_70	380	786	-	-	-	-	-	-	-	-	-
795	Cordolo_70	786	788	-	-	-	-	-	-	-	-	-
796	Cordolo_70	788	753	-	-	-	-	-	-	-	-	-
797	Cordolo_70	752	790	-	-	-	-	-	-	-	-	-
798	Cordolo_70	790	793	-	-	-	-	-	-	-	-	-
799	Cordolo_70	793	335	-	-	-	-	-	-	-	-	-
800	Cordolo_70	590	752	-	-	-	-	-	-	-	-	-
801	Cordolo_70	476	796	-	-	-	-	-	-	-	-	-
802	Cordolo_70	796	799	-	-	-	-	-	-	-	-	-
803	Cordolo_70	799	751	-	-	-	-	-	-	-	-	-

Id	Frame typology	Id Nodes		Line loads	Imposed displacement to the nodes				Forces concentrated to the nodes			
		n ₁	n ₂		Cond	Dir	n ₁ cm	n ₂ cm	Cond	Dir	n ₁ N	n ₂ N
804	Cordolo_70	751	802	-	-	-	-	-	-	-	-	-
805	Cordolo_70	802	590	-	-	-	-	-	-	-	-	-
Wall 16												
235	Cordolo_42	1166	1168	-	-	-	-	-	-	-	-	-
236	Cordolo_42	1168	1167	-	-	-	-	-	-	-	-	-
237	Cordolo_42	1167	1162	-	-	-	-	-	-	-	-	-
238	Cordolo_42	1165	1164	-	-	-	-	-	-	-	-	-
239	Cordolo_42	1164	1163	-	-	-	-	-	-	-	-	-
240	Cordolo_42	1163	1166	-	-	-	-	-	-	-	-	-
247	Cordolo_50	1120	1122	-	-	-	-	-	-	-	-	-
248	Cordolo_50	1122	1123	-	-	-	-	-	-	-	-	-
249	Cordolo_50	1123	1117	-	-	-	-	-	-	-	-	-
250	Cordolo_50	1112	1119	-	-	-	-	-	-	-	-	-
251	Cordolo_50	1119	1121	-	-	-	-	-	-	-	-	-
252	Cordolo_50	1121	1120	-	-	-	-	-	-	-	-	-
253	Cordolo_60	1076	1078	-	-	-	-	-	-	-	-	-
254	Cordolo_60	1078	1079	-	-	-	-	-	-	-	-	-
255	Cordolo_60	1079	1073	-	-	-	-	-	-	-	-	-
256	Cordolo_60	1068	1075	-	-	-	-	-	-	-	-	-
257	Cordolo_60	1075	1077	-	-	-	-	-	-	-	-	-
258	Cordolo_60	1077	1076	-	-	-	-	-	-	-	-	-
260	Cordolo_70	1029	1033	-	-	-	-	-	-	-	-	-
261	Cordolo_70	1033	1032	-	-	-	-	-	-	-	-	-
262	Cordolo_70	1032	1027	-	-	-	-	-	-	-	-	-
263	Cordolo_70	1021	1031	-	-	-	-	-	-	-	-	-
264	Cordolo_70	1031	1030	-	-	-	-	-	-	-	-	-
265	Cordolo_70	1030	1029	-	-	-	-	-	-	-	-	-
266	Cordolo_50	1083	1099	-	-	-	-	-	-	-	-	-
267	Cordolo_60	1034	1055	-	-	-	-	-	-	-	-	-
268	Cordolo_70	1013	1054	-	-	-	-	-	-	-	-	-
286	Cordolo_42	1162	1161	-	-	-	-	-	-	-	-	-
287	Cordolo_42	1160	1156	-	-	-	-	-	-	-	-	-
288	Cordolo_42	1156	1155	-	-	-	-	-	-	-	-	-
289	Cordolo_42	1155	1154	-	-	-	-	-	-	-	-	-
290	Cordolo_42	1154	1157	-	-	-	-	-	-	-	-	-
291	Cordolo_42	1157	1158	-	-	-	-	-	-	-	-	-
292	Cordolo_42	1158	1159	-	-	-	-	-	-	-	-	-
293	Cordolo_50	1116	1118	-	-	-	-	-	-	-	-	-
294	Cordolo_50	1117	1116	-	-	-	-	-	-	-	-	-
295	Cordolo_50	1114	1106	-	-	-	-	-	-	-	-	-
296	Cordolo_50	1115	1114	-	-	-	-	-	-	-	-	-
298	Cordolo_50	1109	1111	-	-	-	-	-	-	-	-	-
299	Cordolo_50	1111	1113	-	-	-	-	-	-	-	-	-
300	Cordolo_50	1113	1112	-	-	-	-	-	-	-	-	-
301	Cordolo_50	1106	1105	-	-	-	-	-	-	-	-	-
302	Cordolo_50	1105	1108	-	-	-	-	-	-	-	-	-
303	Cordolo_50	1108	1107	-	-	-	-	-	-	-	-	-
304	Cordolo_50	1107	1110	-	-	-	-	-	-	-	-	-
305	Cordolo_50	1110	1109	-	-	-	-	-	-	-	-	-
306	Cordolo_60	1072	1074	-	-	-	-	-	-	-	-	-
307	Cordolo_60	1073	1072	-	-	-	-	-	-	-	-	-

Id	Frame typology	Id Nodes		Line loads	Imposed displacement to the nodes				Forces concentrated to the nodes			
		n ₁	n ₂		Cond	Dir	n ₁ cm	n ₂ cm	Cond	Dir	n ₁ N	n ₂ N
308	Cordolo_60	1070	1062	-	-	-	-	-	-	-	-	-
309	Cordolo_60	1071	1070	-	-	-	-	-	-	-	-	-
310	Cordolo_60	1065	1067	-	-	-	-	-	-	-	-	-
457	Cordolo_60	1067	1069	-	-	-	-	-	-	-	-	-
458	Cordolo_60	1069	1068	-	-	-	-	-	-	-	-	-
481	Cordolo_60	1062	1061	-	-	-	-	-	-	-	-	-
482	Cordolo_60	1061	1064	-	-	-	-	-	-	-	-	-
483	Cordolo_60	1064	1063	-	-	-	-	-	-	-	-	-
484	Cordolo_60	1063	1066	-	-	-	-	-	-	-	-	-
536	Cordolo_60	1066	1065	-	-	-	-	-	-	-	-	-
537	Cordolo_70	1026	1028	-	-	-	-	-	-	-	-	-
538	Cordolo_70	1027	1026	-	-	-	-	-	-	-	-	-
539	Cordolo_70	1024	1016	-	-	-	-	-	-	-	-	-
540	Cordolo_70	1025	1024	-	-	-	-	-	-	-	-	-
541	Cordolo_70	1017	1023	-	-	-	-	-	-	-	-	-
542	Cordolo_70	1023	1022	-	-	-	-	-	-	-	-	-
543	Cordolo_70	1022	1021	-	-	-	-	-	-	-	-	-
544	Cordolo_70	1016	1015	-	-	-	-	-	-	-	-	-
545	Cordolo_70	1015	1020	-	-	-	-	-	-	-	-	-
546	Cordolo_70	1020	1019	-	-	-	-	-	-	-	-	-
547	Cordolo_70	1019	1018	-	-	-	-	-	-	-	-	-
548	Cordolo_70	1018	1017	-	-	-	-	-	-	-	-	-
549	Cordolo_50	1084	1083	-	-	-	-	-	-	-	-	-
550	Cordolo_50	1080	1082	-	-	-	-	-	-	-	-	-
806	Cordolo_50	1081	1080	-	-	-	-	-	-	-	-	-
807	Cordolo_60	1039	1037	-	-	-	-	-	-	-	-	-
808	Cordolo_60	1037	1036	-	-	-	-	-	-	-	-	-
809	Cordolo_60	1035	1034	-	-	-	-	-	-	-	-	-
810	Cordolo_70	1038	1012	-	-	-	-	-	-	-	-	-
811	Cordolo_70	1014	1013	-	-	-	-	-	-	-	-	-
812	Cordolo_70	1012	1011	-	-	-	-	-	-	-	-	-
Wall 17												
272	Cordolo_70	480	1177	-	-	-	-	-	-	-	-	-
Wall 18												
311	Cordolo_50	1298	1302	-	-	-	-	-	-	-	-	-
312	Cordolo_50	1302	1301	-	-	-	-	-	-	-	-	-
313	Cordolo_50	1301	1300	-	-	-	-	-	-	-	-	-
314	Cordolo_50	1300	1299	-	-	-	-	-	-	-	-	-
315	Cordolo_50	1299	1303	-	-	-	-	-	-	-	-	-
316	Cordolo_50	1295	1297	-	-	-	-	-	-	-	-	-
317	Cordolo_50	1297	1296	-	-	-	-	-	-	-	-	-
318	Cordolo_50	1296	1298	-	-	-	-	-	-	-	-	-
319	Cordolo_50	1292	1294	-	-	-	-	-	-	-	-	-
320	Cordolo_50	1294	1293	-	-	-	-	-	-	-	-	-
321	Cordolo_50	1293	1295	-	-	-	-	-	-	-	-	-
322	Cordolo_50	1290	1292	-	-	-	-	-	-	-	-	-
323	Cordolo_50	1291	1290	-	-	-	-	-	-	-	-	-
551	Cordolo_60	1272	1270	-	-	-	-	-	-	-	-	-
552	Cordolo_60	1270	1269	-	-	-	-	-	-	-	-	-
553	Cordolo_60	1269	1268	-	-	-	-	-	-	-	-	-
554	Cordolo_60	1268	1267	-	-	-	-	-	-	-	-	-

Id	Frame typology	Id Nodes		Line loads	Imposed displacement to the nodes				Forces concentrated to the nodes			
		n ₁	n ₂		Cond	Dir	n ₁ cm	n ₂ cm	Cond	Dir	n ₁ N	n ₂ N
555	Cordolo_60	1267	1266	-	-	-	-	-	-	-	-	-
556	Cordolo_60	1266	1265	-	-	-	-	-	-	-	-	-
557	Cordolo_60	1265	1264	-	-	-	-	-	-	-	-	-
558	Cordolo_60	1264	1280	-	-	-	-	-	-	-	-	-
559	Cordolo_60	1280	1260	-	-	-	-	-	-	-	-	-
560	Cordolo_60	1260	1259	-	-	-	-	-	-	-	-	-
561	Cordolo_60	1259	1258	-	-	-	-	-	-	-	-	-
562	Cordolo_60	1258	1261	-	-	-	-	-	-	-	-	-
563	Cordolo_60	1261	1287	-	-	-	-	-	-	-	-	-
564	Cordolo_60	1287	1262	-	-	-	-	-	-	-	-	-
565	Cordolo_60	1262	1283	-	-	-	-	-	-	-	-	-
566	Cordolo_60	1283	1263	-	-	-	-	-	-	-	-	-
830	Cordolo_70	1235	1237	-	-	-	-	-	-	-	-	-
831	Cordolo_70	1237	1240	-	-	-	-	-	-	-	-	-
832	Cordolo_70	1240	1241	-	-	-	-	-	-	-	-	-
833	Cordolo_70	1241	1244	-	-	-	-	-	-	-	-	-
834	Cordolo_70	1244	1236	-	-	-	-	-	-	-	-	-
835	Cordolo_70	1234	1247	-	-	-	-	-	-	-	-	-
836	Cordolo_70	1247	1250	-	-	-	-	-	-	-	-	-
837	Cordolo_70	1250	1235	-	-	-	-	-	-	-	-	-
838	Cordolo_70	1233	1252	-	-	-	-	-	-	-	-	-
839	Cordolo_70	1252	1255	-	-	-	-	-	-	-	-	-
840	Cordolo_70	1255	1234	-	-	-	-	-	-	-	-	-
841	Cordolo_70	1177	1233	-	-	-	-	-	-	-	-	-
842	Cordolo_70	1232	1177	-	-	-	-	-	-	-	-	-
Wall 20												
324	Cordolo_50	569	1295	-	-	-	-	-	-	-	-	-
567	Cordolo_60	525	1266	-	-	-	-	-	-	-	-	-
843	Cordolo_70	484	1234	-	-	-	-	-	-	-	-	-
Wall 21												
297	Cordolo_50	1408	1410	-	-	-	-	-	-	-	-	-
331	Cordolo_50	1407	1409	-	-	-	-	-	-	-	-	-
332	Cordolo_50	1409	1408	-	-	-	-	-	-	-	-	-
333	Cordolo_50	1406	1407	-	-	-	-	-	-	-	-	-
334	Cordolo_50	1403	1405	-	-	-	-	-	-	-	-	-
335	Cordolo_50	1405	1404	-	-	-	-	-	-	-	-	-
336	Cordolo_50	1404	1406	-	-	-	-	-	-	-	-	-
337	Cordolo_50	1115	1402	-	-	-	-	-	-	-	-	-
338	Cordolo_50	1402	1401	-	-	-	-	-	-	-	-	-
339	Cordolo_50	1401	1403	-	-	-	-	-	-	-	-	-
342	Cordolo_60	1071	1388	-	-	-	-	-	-	-	-	-
568	Cordolo_60	1388	1387	-	-	-	-	-	-	-	-	-
569	Cordolo_60	1387	1386	-	-	-	-	-	-	-	-	-
570	Cordolo_60	1386	1384	-	-	-	-	-	-	-	-	-
571	Cordolo_60	1384	1383	-	-	-	-	-	-	-	-	-
572	Cordolo_60	1383	1393	-	-	-	-	-	-	-	-	-
573	Cordolo_60	1393	1382	-	-	-	-	-	-	-	-	-
574	Cordolo_60	1382	1385	-	-	-	-	-	-	-	-	-
575	Cordolo_60	1385	1381	-	-	-	-	-	-	-	-	-
576	Cordolo_60	1381	1380	-	-	-	-	-	-	-	-	-
577	Cordolo_60	1380	1379	-	-	-	-	-	-	-	-	-

Id	Frame typology	Id Nodes		Line loads	Imposed displacement to the nodes				Forces concentrated to the nodes			
		n ₁	n ₂		Cond	Dir	n ₁ cm	n ₂ cm	Cond	Dir	n ₁ N	n ₂ N
578	Cordolo_60	1379	1378	-	-	-	-	-	-	-	-	-
579	Cordolo_60	1378	1377	-	-	-	-	-	-	-	-	-
580	Cordolo_70	1357	1358	-	-	-	-	-	-	-	-	-
844	Cordolo_70	1356	1361	-	-	-	-	-	-	-	-	-
845	Cordolo_70	1361	1357	-	-	-	-	-	-	-	-	-
846	Cordolo_70	1355	1356	-	-	-	-	-	-	-	-	-
847	Cordolo_70	1354	1365	-	-	-	-	-	-	-	-	-
848	Cordolo_70	1365	1366	-	-	-	-	-	-	-	-	-
849	Cordolo_70	1366	1369	-	-	-	-	-	-	-	-	-
850	Cordolo_70	1369	1355	-	-	-	-	-	-	-	-	-
851	Cordolo_70	1025	1371	-	-	-	-	-	-	-	-	-
852	Cordolo_70	1371	1374	-	-	-	-	-	-	-	-	-
853	Cordolo_70	1374	1354	-	-	-	-	-	-	-	-	-
Wall 22												
343	Cordolo_50	1545	1546	-	-	-	-	-	-	-	-	-
344	Cordolo_50	1546	1548	-	-	-	-	-	-	-	-	-
345	Cordolo_50	1548	1547	-	-	-	-	-	-	-	-	-
346	Cordolo_50	1544	1545	-	-	-	-	-	-	-	-	-
347	Cordolo_50	1542	1544	-	-	-	-	-	-	-	-	-
348	Cordolo_50	1535	1537	-	-	-	-	-	-	-	-	-
349	Cordolo_50	1537	1539	-	-	-	-	-	-	-	-	-
350	Cordolo_50	1539	1538	-	-	-	-	-	-	-	-	-
351	Cordolo_50	1538	1541	-	-	-	-	-	-	-	-	-
352	Cordolo_50	1541	1540	-	-	-	-	-	-	-	-	-
361	Cordolo_50	1540	1543	-	-	-	-	-	-	-	-	-
362	Cordolo_50	1543	1542	-	-	-	-	-	-	-	-	-
363	Cordolo_50	1106	1532	-	-	-	-	-	-	-	-	-
364	Cordolo_50	1532	1534	-	-	-	-	-	-	-	-	-
365	Cordolo_50	1534	1533	-	-	-	-	-	-	-	-	-
366	Cordolo_50	1533	1536	-	-	-	-	-	-	-	-	-
367	Cordolo_50	1536	1535	-	-	-	-	-	-	-	-	-
581	Cordolo_60	1062	1504	-	-	-	-	-	-	-	-	-
582	Cordolo_60	1504	1506	-	-	-	-	-	-	-	-	-
583	Cordolo_60	1506	1505	-	-	-	-	-	-	-	-	-
584	Cordolo_60	1505	1507	-	-	-	-	-	-	-	-	-
585	Cordolo_60	1507	1500	-	-	-	-	-	-	-	-	-
586	Cordolo_60	1500	1499	-	-	-	-	-	-	-	-	-
587	Cordolo_60	1499	1502	-	-	-	-	-	-	-	-	-
588	Cordolo_60	1502	1501	-	-	-	-	-	-	-	-	-
589	Cordolo_60	1501	1512	-	-	-	-	-	-	-	-	-
590	Cordolo_60	1512	1522	-	-	-	-	-	-	-	-	-
591	Cordolo_60	1522	1524	-	-	-	-	-	-	-	-	-
592	Cordolo_60	1524	1511	-	-	-	-	-	-	-	-	-
593	Cordolo_60	1511	1510	-	-	-	-	-	-	-	-	-
594	Cordolo_60	1510	1509	-	-	-	-	-	-	-	-	-
595	Cordolo_60	1509	1508	-	-	-	-	-	-	-	-	-
596	Cordolo_60	1508	1494	-	-	-	-	-	-	-	-	-
597	Cordolo_60	1494	1493	-	-	-	-	-	-	-	-	-
854	Cordolo_70	1475	1476	-	-	-	-	-	-	-	-	-
855	Cordolo_70	1476	1479	-	-	-	-	-	-	-	-	-
856	Cordolo_70	1479	1474	-	-	-	-	-	-	-	-	-

Id	Frame typology	Id Nodes		Line loads	Imposed displacement to the nodes				Forces concentrated to the nodes			
		n ₁	n ₂		Cond	Dir	n ₁ cm	n ₂ cm	Cond	Dir	n ₁ N	n ₂ N
857	Cordolo_70	1473	1475	-	-	-	-	-	-	-	-	-
858	Cordolo_70	1466	1473	-	-	-	-	-	-	-	-	-
859	Cordolo_70	1461	1472	-	-	-	-	-	-	-	-	-
860	Cordolo_70	1472	1471	-	-	-	-	-	-	-	-	-
861	Cordolo_70	1471	1470	-	-	-	-	-	-	-	-	-
862	Cordolo_70	1470	1469	-	-	-	-	-	-	-	-	-
863	Cordolo_70	1469	1468	-	-	-	-	-	-	-	-	-
864	Cordolo_70	1468	1467	-	-	-	-	-	-	-	-	-
865	Cordolo_70	1467	1466	-	-	-	-	-	-	-	-	-
866	Cordolo_70	1016	1465	-	-	-	-	-	-	-	-	-
867	Cordolo_70	1465	1464	-	-	-	-	-	-	-	-	-
868	Cordolo_70	1464	1463	-	-	-	-	-	-	-	-	-
869	Cordolo_70	1463	1462	-	-	-	-	-	-	-	-	-
870	Cordolo_70	1462	1461	-	-	-	-	-	-	-	-	-
Wall 24												
372	Cordolo_50	1407	1544	-	-	-	-	-	-	-	-	-
598	Cordolo_60	1380	1510	-	-	-	-	-	-	-	-	-
871	Cordolo_70	1356	1473	-	-	-	-	-	-	-	-	-
Wall 25												
373	Cordolo_50	1623	1622	-	-	-	-	-	-	-	-	-
374	Cordolo_50	1622	1621	-	-	-	-	-	-	-	-	-
375	Cordolo_50	1621	1624	-	-	-	-	-	-	-	-	-
376	Cordolo_50	1408	1620	-	-	-	-	-	-	-	-	-
377	Cordolo_50	1620	1619	-	-	-	-	-	-	-	-	-
381	Cordolo_50	1619	1545	-	-	-	-	-	-	-	-	-
599	Cordolo_60	1610	1609	-	-	-	-	-	-	-	-	-
600	Cordolo_60	1609	1608	-	-	-	-	-	-	-	-	-
601	Cordolo_60	1608	1611	-	-	-	-	-	-	-	-	-
602	Cordolo_60	1378	1607	-	-	-	-	-	-	-	-	-
603	Cordolo_60	1607	1606	-	-	-	-	-	-	-	-	-
604	Cordolo_60	1606	1509	-	-	-	-	-	-	-	-	-
872	Cordolo_70	1357	1595	-	-	-	-	-	-	-	-	-
873	Cordolo_70	1595	1597	-	-	-	-	-	-	-	-	-
874	Cordolo_70	1597	1475	-	-	-	-	-	-	-	-	-
875	Cordolo_70	1594	1600	-	-	-	-	-	-	-	-	-
876	Cordolo_70	1600	1603	-	-	-	-	-	-	-	-	-
877	Cordolo_70	1603	1593	-	-	-	-	-	-	-	-	-
Wall 26												
325	Cordolo_50	1738	1747	-	-	-	-	-	-	-	-	-
326	Cordolo_50	1747	1749	-	-	-	-	-	-	-	-	-
327	Cordolo_50	1749	1748	-	-	-	-	-	-	-	-	-
328	Cordolo_60	1704	1706	-	-	-	-	-	-	-	-	-
329	Cordolo_60	1706	1708	-	-	-	-	-	-	-	-	-
330	Cordolo_60	1708	1707	-	-	-	-	-	-	-	-	-
382	Cordolo_70	1658	1677	-	-	-	-	-	-	-	-	-
383	Cordolo_70	1677	1676	-	-	-	-	-	-	-	-	-
384	Cordolo_70	1676	1675	-	-	-	-	-	-	-	-	-
393	Cordolo_50	1410	1757	-	-	-	-	-	-	-	-	-
394	Cordolo_50	1757	1759	-	-	-	-	-	-	-	-	-
395	Cordolo_50	1759	1547	-	-	-	-	-	-	-	-	-
396	Cordolo_50	1303	1744	-	-	-	-	-	-	-	-	-
397	Cordolo_50	1744	1756	-	-	-	-	-	-	-	-	-

Id	Frame typology	Id Nodes		Line loads	Imposed displacement to the nodes				Forces concentrated to the nodes			
		n ₁	n ₂		Cond	Dir	n ₁ cm	n ₂ cm	Cond	Dir	n ₁ N	n ₂ N
398	Cordolo_50	1756	1410	-	-	-	-	-	-	-	-	-
399	Cordolo_50	579	1742	-	-	-	-	-	-	-	-	-
400	Cordolo_50	1742	1743	-	-	-	-	-	-	-	-	-
401	Cordolo_50	1743	1303	-	-	-	-	-	-	-	-	-
451	Cordolo_50	1754	1753	-	-	-	-	-	-	-	-	-
452	Cordolo_50	1753	1755	-	-	-	-	-	-	-	-	-
485	Cordolo_50	1755	1751	-	-	-	-	-	-	-	-	-
486	Cordolo_50	1751	1750	-	-	-	-	-	-	-	-	-
487	Cordolo_50	1750	1739	-	-	-	-	-	-	-	-	-
488	Cordolo_50	1739	1738	-	-	-	-	-	-	-	-	-
611	Cordolo_60	1716	1718	-	-	-	-	-	-	-	-	-
612	Cordolo_60	1718	1705	-	-	-	-	-	-	-	-	-
613	Cordolo_60	1705	1704	-	-	-	-	-	-	-	-	-
614	Cordolo_60	1715	1714	-	-	-	-	-	-	-	-	-
615	Cordolo_60	1714	1717	-	-	-	-	-	-	-	-	-
616	Cordolo_60	1717	1716	-	-	-	-	-	-	-	-	-
617	Cordolo_60	522	1700	-	-	-	-	-	-	-	-	-
618	Cordolo_60	1700	1701	-	-	-	-	-	-	-	-	-
619	Cordolo_60	1701	1263	-	-	-	-	-	-	-	-	-
620	Cordolo_60	1263	1698	-	-	-	-	-	-	-	-	-
621	Cordolo_60	1698	1712	-	-	-	-	-	-	-	-	-
622	Cordolo_60	1712	1377	-	-	-	-	-	-	-	-	-
878	Cordolo_60	1377	1709	-	-	-	-	-	-	-	-	-
879	Cordolo_60	1709	1711	-	-	-	-	-	-	-	-	-
880	Cordolo_60	1711	1493	-	-	-	-	-	-	-	-	-
881	Cordolo_70	1358	1674	-	-	-	-	-	-	-	-	-
882	Cordolo_70	1674	1672	-	-	-	-	-	-	-	-	-
883	Cordolo_70	1672	1474	-	-	-	-	-	-	-	-	-
884	Cordolo_70	1236	1670	-	-	-	-	-	-	-	-	-
885	Cordolo_70	1670	1669	-	-	-	-	-	-	-	-	-
886	Cordolo_70	1669	1358	-	-	-	-	-	-	-	-	-
887	Cordolo_70	492	1668	-	-	-	-	-	-	-	-	-
888	Cordolo_70	1668	1667	-	-	-	-	-	-	-	-	-
889	Cordolo_70	1667	1236	-	-	-	-	-	-	-	-	-
890	Cordolo_70	1666	1665	-	-	-	-	-	-	-	-	-
891	Cordolo_70	1665	1663	-	-	-	-	-	-	-	-	-
892	Cordolo_70	1663	1661	-	-	-	-	-	-	-	-	-
893	Cordolo_70	1661	1660	-	-	-	-	-	-	-	-	-
894	Cordolo_70	1660	1659	-	-	-	-	-	-	-	-	-
895	Cordolo_70	1659	1658	-	-	-	-	-	-	-	-	-
Wall 29												
340	Cordolo_70	756	1013	-	-	-	-	-	-	-	-	-
Wall 30												
341	Cordolo_70	1012	751	-	-	-	-	-	-	-	-	-
Wall 31												
353	Cordolo_50	1934	1937	-	-	-	-	-	-	-	-	-
354	Cordolo_50	1937	1936	-	-	-	-	-	-	-	-	-
355	Cordolo_50	1936	1938	-	-	-	-	-	-	-	-	-
356	Cordolo_50	1938	1623	-	-	-	-	-	-	-	-	-
357	Cordolo_50	1921	1923	-	-	-	-	-	-	-	-	-
358	Cordolo_50	1923	1925	-	-	-	-	-	-	-	-	-
359	Cordolo_50	1925	1924	-	-	-	-	-	-	-	-	-

Id	Frame typology	Id Nodes		Line loads	Imposed displacement to the nodes				Forces concentrated to the nodes			
		n ₁	n ₂		Cond	Dir	n ₁ cm	n ₂ cm	Cond	Dir	n ₁ N	n ₂ N
360	Cordolo_50	1924	1927	-	-	-	-	-	-	-	-	-
489	Cordolo_50	1927	1926	-	-	-	-	-	-	-	-	-
490	Cordolo_50	1926	1935	-	-	-	-	-	-	-	-	-
491	Cordolo_50	1935	1934	-	-	-	-	-	-	-	-	-
492	Cordolo_60	1891	1894	-	-	-	-	-	-	-	-	-
493	Cordolo_60	1894	1893	-	-	-	-	-	-	-	-	-
494	Cordolo_60	1893	1895	-	-	-	-	-	-	-	-	-
495	Cordolo_60	1895	1610	-	-	-	-	-	-	-	-	-
496	Cordolo_60	1875	1880	-	-	-	-	-	-	-	-	-
497	Cordolo_60	1880	1882	-	-	-	-	-	-	-	-	-
498	Cordolo_60	1882	1881	-	-	-	-	-	-	-	-	-
499	Cordolo_60	1881	1884	-	-	-	-	-	-	-	-	-
500	Cordolo_60	1884	1883	-	-	-	-	-	-	-	-	-
501	Cordolo_60	1883	1892	-	-	-	-	-	-	-	-	-
502	Cordolo_60	1892	1891	-	-	-	-	-	-	-	-	-
527	Cordolo_70	1840	1850	-	-	-	-	-	-	-	-	-
528	Cordolo_70	1850	1849	-	-	-	-	-	-	-	-	-
529	Cordolo_70	1849	1847	-	-	-	-	-	-	-	-	-
530	Cordolo_70	1847	1594	-	-	-	-	-	-	-	-	-
531	Cordolo_70	1835	1839	-	-	-	-	-	-	-	-	-
623	Cordolo_70	1839	1845	-	-	-	-	-	-	-	-	-
624	Cordolo_70	1845	1844	-	-	-	-	-	-	-	-	-
625	Cordolo_70	1844	1843	-	-	-	-	-	-	-	-	-
626	Cordolo_70	1843	1842	-	-	-	-	-	-	-	-	-
627	Cordolo_70	1842	1841	-	-	-	-	-	-	-	-	-
628	Cordolo_70	1841	1840	-	-	-	-	-	-	-	-	-
629	Cordolo_50	1117	1918	-	-	-	-	-	-	-	-	-
630	Cordolo_50	1918	1920	-	-	-	-	-	-	-	-	-
631	Cordolo_50	1920	1919	-	-	-	-	-	-	-	-	-
632	Cordolo_50	1919	1922	-	-	-	-	-	-	-	-	-
633	Cordolo_50	1922	1921	-	-	-	-	-	-	-	-	-
634	Cordolo_50	1623	1933	-	-	-	-	-	-	-	-	-
635	Cordolo_50	1933	1915	-	-	-	-	-	-	-	-	-
636	Cordolo_50	1915	1754	-	-	-	-	-	-	-	-	-
896	Cordolo_60	1610	1890	-	-	-	-	-	-	-	-	-
897	Cordolo_60	1890	1877	-	-	-	-	-	-	-	-	-
898	Cordolo_60	1877	1715	-	-	-	-	-	-	-	-	-
899	Cordolo_60	1073	1872	-	-	-	-	-	-	-	-	-
900	Cordolo_60	1872	1874	-	-	-	-	-	-	-	-	-
901	Cordolo_60	1874	1873	-	-	-	-	-	-	-	-	-
902	Cordolo_60	1873	1876	-	-	-	-	-	-	-	-	-
903	Cordolo_60	1876	1875	-	-	-	-	-	-	-	-	-
904	Cordolo_70	1027	1834	-	-	-	-	-	-	-	-	-
905	Cordolo_70	1834	1838	-	-	-	-	-	-	-	-	-
906	Cordolo_70	1838	1837	-	-	-	-	-	-	-	-	-
907	Cordolo_70	1837	1836	-	-	-	-	-	-	-	-	-
908	Cordolo_70	1836	1835	-	-	-	-	-	-	-	-	-
909	Cordolo_70	1594	1856	-	-	-	-	-	-	-	-	-
910	Cordolo_70	1856	1859	-	-	-	-	-	-	-	-	-
911	Cordolo_70	1859	1666	-	-	-	-	-	-	-	-	-

Id	Frame typology	Id Nodes		Line loads	Imposed displacement to the nodes				Forces concentrated to the nodes			
		n ₁	n ₂		Cond	Dir	n ₁ cm	n ₂ cm	Cond	Dir	n ₁ N	n ₂ N
368	Cordolo_50	2031	2034	-	-	-	-	-	-	-	-	-
369	Cordolo_50	2034	2033	-	-	-	-	-	-	-	-	-
370	Cordolo_50	2033	2032	-	-	-	-	-	-	-	-	-
371	Cordolo_50	2032	1624	-	-	-	-	-	-	-	-	-
532	Cordolo_50	2027	2030	-	-	-	-	-	-	-	-	-
533	Cordolo_50	2030	2029	-	-	-	-	-	-	-	-	-
534	Cordolo_50	2029	2031	-	-	-	-	-	-	-	-	-
535	Cordolo_60	2011	2014	-	-	-	-	-	-	-	-	-
605	Cordolo_60	2014	2013	-	-	-	-	-	-	-	-	-
606	Cordolo_60	2013	2012	-	-	-	-	-	-	-	-	-
607	Cordolo_60	2012	1611	-	-	-	-	-	-	-	-	-
608	Cordolo_60	2008	2010	-	-	-	-	-	-	-	-	-
609	Cordolo_60	2010	2009	-	-	-	-	-	-	-	-	-
610	Cordolo_60	2009	2021	-	-	-	-	-	-	-	-	-
642	Cordolo_60	2021	2011	-	-	-	-	-	-	-	-	-
643	Cordolo_70	1987	1988	-	-	-	-	-	-	-	-	-
644	Cordolo_70	1988	2001	-	-	-	-	-	-	-	-	-
645	Cordolo_70	2001	2004	-	-	-	-	-	-	-	-	-
646	Cordolo_70	2004	1593	-	-	-	-	-	-	-	-	-
647	Cordolo_70	1986	1996	-	-	-	-	-	-	-	-	-
648	Cordolo_70	1996	1998	-	-	-	-	-	-	-	-	-
649	Cordolo_70	1998	1987	-	-	-	-	-	-	-	-	-
650	Cordolo_50	1118	2028	-	-	-	-	-	-	-	-	-
651	Cordolo_50	2028	2027	-	-	-	-	-	-	-	-	-
652	Cordolo_50	1624	1751	-	-	-	-	-	-	-	-	-
912	Cordolo_60	1611	1716	-	-	-	-	-	-	-	-	-
913	Cordolo_60	1074	2007	-	-	-	-	-	-	-	-	-
914	Cordolo_60	2007	2006	-	-	-	-	-	-	-	-	-
915	Cordolo_60	2006	2016	-	-	-	-	-	-	-	-	-
916	Cordolo_60	2016	2008	-	-	-	-	-	-	-	-	-
917	Cordolo_70	1028	1989	-	-	-	-	-	-	-	-	-
918	Cordolo_70	1989	1992	-	-	-	-	-	-	-	-	-
919	Cordolo_70	1992	1986	-	-	-	-	-	-	-	-	-
920	Cordolo_70	1593	1661	-	-	-	-	-	-	-	-	-
Wall 33												
378	Cordolo_50	2124	2125	-	-	-	-	-	-	-	-	-
379	Cordolo_50	2125	1738	-	-	-	-	-	-	-	-	-
380	Cordolo_50	2123	2124	-	-	-	-	-	-	-	-	-
637	Cordolo_50	2117	2122	-	-	-	-	-	-	-	-	-
638	Cordolo_50	2122	2121	-	-	-	-	-	-	-	-	-
639	Cordolo_50	2121	2123	-	-	-	-	-	-	-	-	-
640	Cordolo_60	2105	2106	-	-	-	-	-	-	-	-	-
641	Cordolo_60	2106	1704	-	-	-	-	-	-	-	-	-
653	Cordolo_60	2104	2105	-	-	-	-	-	-	-	-	-
654	Cordolo_60	2100	2103	-	-	-	-	-	-	-	-	-
655	Cordolo_60	2103	2102	-	-	-	-	-	-	-	-	-
656	Cordolo_60	2102	2104	-	-	-	-	-	-	-	-	-
657	Cordolo_70	2083	2095	-	-	-	-	-	-	-	-	-
658	Cordolo_70	2095	1658	-	-	-	-	-	-	-	-	-
659	Cordolo_70	2082	2083	-	-	-	-	-	-	-	-	-
660	Cordolo_70	2079	2089	-	-	-	-	-	-	-	-	-

Id	Frame typology	Id Nodes		Line loads	Imposed displacement to the nodes				Forces concentrated to the nodes			
		n ₁	n ₂		Cond	Dir	n ₁ cm	n ₂ cm	Cond	Dir	n ₁ N	n ₂ N
661	Cordolo_70	2089	2091	-	-	-	-	-	-	-	-	-
662	Cordolo_70	2091	2082	-	-	-	-	-	-	-	-	-
663	Cordolo_50	2120	2119	-	-	-	-	-	-	-	-	-
664	Cordolo_50	2119	2118	-	-	-	-	-	-	-	-	-
665	Cordolo_50	2118	2117	-	-	-	-	-	-	-	-	-
921	Cordolo_60	2098	2101	-	-	-	-	-	-	-	-	-
922	Cordolo_60	2101	2100	-	-	-	-	-	-	-	-	-
923	Cordolo_60	2099	2098	-	-	-	-	-	-	-	-	-
924	Cordolo_70	2081	2080	-	-	-	-	-	-	-	-	-
925	Cordolo_70	2080	2086	-	-	-	-	-	-	-	-	-
926	Cordolo_70	2086	2079	-	-	-	-	-	-	-	-	-
Wall 34												
385	Cordolo_50	2280	2281	-	-	-	-	-	-	-	-	-
386	Cordolo_50	2281	2282	-	-	-	-	-	-	-	-	-
387	Cordolo_50	2282	2269	-	-	-	-	-	-	-	-	-
388	Cordolo_50	2274	2280	-	-	-	-	-	-	-	-	-
389	Cordolo_60	2241	2242	-	-	-	-	-	-	-	-	-
390	Cordolo_60	2242	2243	-	-	-	-	-	-	-	-	-
391	Cordolo_60	2243	2230	-	-	-	-	-	-	-	-	-
392	Cordolo_60	2235	2241	-	-	-	-	-	-	-	-	-
666	Cordolo_70	2202	2204	-	-	-	-	-	-	-	-	-
667	Cordolo_70	2204	2203	-	-	-	-	-	-	-	-	-
668	Cordolo_70	2203	2191	-	-	-	-	-	-	-	-	-
669	Cordolo_70	2195	2202	-	-	-	-	-	-	-	-	-
670	Cordolo_50	2266	2276	-	-	-	-	-	-	-	-	-
671	Cordolo_50	2276	2278	-	-	-	-	-	-	-	-	-
672	Cordolo_50	2278	2277	-	-	-	-	-	-	-	-	-
673	Cordolo_50	2277	2279	-	-	-	-	-	-	-	-	-
674	Cordolo_50	2279	1748	-	-	-	-	-	-	-	-	-
675	Cordolo_50	285	905	-	-	-	-	-	-	-	-	-
676	Cordolo_50	905	2273	-	-	-	-	-	-	-	-	-
677	Cordolo_50	2273	2275	-	-	-	-	-	-	-	-	-
678	Cordolo_50	2275	2274	-	-	-	-	-	-	-	-	-
679	Cordolo_50	2269	2268	-	-	-	-	-	-	-	-	-
680	Cordolo_50	2268	2271	-	-	-	-	-	-	-	-	-
681	Cordolo_50	2271	2270	-	-	-	-	-	-	-	-	-
682	Cordolo_50	2270	2272	-	-	-	-	-	-	-	-	-
683	Cordolo_50	2272	2265	-	-	-	-	-	-	-	-	-
684	Cordolo_50	2265	2264	-	-	-	-	-	-	-	-	-
721	Cordolo_50	2264	2267	-	-	-	-	-	-	-	-	-
722	Cordolo_50	2267	2266	-	-	-	-	-	-	-	-	-
723	Cordolo_60	2227	2237	-	-	-	-	-	-	-	-	-
734	Cordolo_60	2237	2239	-	-	-	-	-	-	-	-	-
735	Cordolo_60	2239	2238	-	-	-	-	-	-	-	-	-
736	Cordolo_60	2238	2240	-	-	-	-	-	-	-	-	-
737	Cordolo_60	2240	1707	-	-	-	-	-	-	-	-	-
738	Cordolo_60	186	834	-	-	-	-	-	-	-	-	-
739	Cordolo_60	834	2234	-	-	-	-	-	-	-	-	-
761	Cordolo_60	2234	2236	-	-	-	-	-	-	-	-	-
762	Cordolo_60	2236	2235	-	-	-	-	-	-	-	-	-
763	Cordolo_60	2230	2229	-	-	-	-	-	-	-	-	-

Id	Frame typology	Id Nodes		Line loads	Imposed displacement to the nodes				Forces concentrated to the nodes			
		n ₁	n ₂		Cond	Dir	n ₁ cm	n ₂ cm	Cond	Dir	n ₁ N	n ₂ N
764	Cordolo_60	2229	2232	-	-	-	-	-	-	-	-	-
815	Cordolo_60	2232	2231	-	-	-	-	-	-	-	-	-
816	Cordolo_60	2231	2233	-	-	-	-	-	-	-	-	-
927	Cordolo_60	2233	2226	-	-	-	-	-	-	-	-	-
928	Cordolo_60	2226	2225	-	-	-	-	-	-	-	-	-
929	Cordolo_60	2225	2228	-	-	-	-	-	-	-	-	-
930	Cordolo_60	2228	2227	-	-	-	-	-	-	-	-	-
931	Cordolo_70	2186	2198	-	-	-	-	-	-	-	-	-
932	Cordolo_70	2198	2201	-	-	-	-	-	-	-	-	-
933	Cordolo_70	2201	2200	-	-	-	-	-	-	-	-	-
934	Cordolo_70	2200	2199	-	-	-	-	-	-	-	-	-
935	Cordolo_70	2199	1675	-	-	-	-	-	-	-	-	-
936	Cordolo_70	141	757	-	-	-	-	-	-	-	-	-
937	Cordolo_70	757	2197	-	-	-	-	-	-	-	-	-
938	Cordolo_70	2197	2196	-	-	-	-	-	-	-	-	-
939	Cordolo_70	2196	2195	-	-	-	-	-	-	-	-	-
940	Cordolo_70	2191	2190	-	-	-	-	-	-	-	-	-
941	Cordolo_70	2190	2194	-	-	-	-	-	-	-	-	-
942	Cordolo_70	2194	2193	-	-	-	-	-	-	-	-	-
943	Cordolo_70	2193	2192	-	-	-	-	-	-	-	-	-
944	Cordolo_70	2192	2189	-	-	-	-	-	-	-	-	-
945	Cordolo_70	2189	2188	-	-	-	-	-	-	-	-	-
946	Cordolo_70	2188	2187	-	-	-	-	-	-	-	-	-
947	Cordolo_70	2187	2186	-	-	-	-	-	-	-	-	-
Wall 35												
402	Cordolo_70	1850	1988	-	-	-	-	-	-	-	-	-
685	Cordolo_60	1894	2014	-	-	-	-	-	-	-	-	-
817	Cordolo_50	1937	2034	-	-	-	-	-	-	-	-	-
Wall 37												
403	Cordolo_60	2104	2226	-	-	-	-	-	-	-	-	-
404	Cordolo_70	2082	2297	-	-	-	-	-	-	-	-	-
407	Cordolo_70	2297	2296	-	-	-	-	-	-	-	-	-
686	Cordolo_70	2296	2189	-	-	-	-	-	-	-	-	-
Wall 23												
406	Trave_aerea	82	726	-	-	-	-	-	-	-	-	-
408	Cordolo_70	136	755	-	-	-	-	-	-	-	-	-
687	Cordolo_60	183	814	-	-	-	-	-	-	-	-	-
818	Cordolo_50	280	897	-	-	-	-	-	-	-	-	-
Wall 8												
405	Trave_aerea	458	1219	-	-	-	-	-	-	-	-	-
409	Cordolo_70	487	1235	-	-	-	-	-	-	-	-	-
688	Cordolo_60	519	1260	-	-	-	-	-	-	-	-	-
819	Cordolo_50	574	1298	-	-	-	-	-	-	-	-	-

Foundation elements

Legend table:

Id: numeric identifier of foundation element;

Typology: typology of foundation elements;

Id end nodes:

-n₁: numeric identifier of 1st node;

-n₂: numeric identifier of 2nd node;

L: element length;

B: element width.

Imposed subsidence:

-Cond: load condition;

-Position: abscissa of application of subsidence respect to the origin of the foundation;

-Value: intensity of imposed subsidence.

Table 25. Elements Foundations

Id	Type	Id end nodes		L	B	Imposed subsidence		
		n ₁	n ₂			Cond	Position	Value
				cm	cm		cm	cm
Wall 1								
368	FondazioneLineal	63	61	810.62	90.00	-	-	-
369	FondazioneLineal	61	49	79.38	90.00	-	-	-
370	FondazioneLineal	49	59	850.00	90.00	-	-	-
371	FondazioneLineal	42	40	460.00	90.00	-	-	-
372	FondazioneLineal	40	34	75.01	90.00	-	-	-
373	FondazioneLineal	34	32	608.43	90.00	-	-	-
374	FondazioneLineal	32	29	76.57	90.00	-	-	-
375	FondazioneLineal	29	27	473.18	90.00	-	-	-
376	FondazioneLineal	13	1	930.00	90.00	-	-	-
377	FondazioneLineal	1	11	818.32	90.00	-	-	-
Wall 2								
471	FondazioneLineal	343	330	374.36	90.00	-	-	-
472	FondazioneLineal	59	332	195.00	90.00	-	-	-
473	FondazioneLineal	330	59	640.00	90.00	-	-	-
Wall 3								
378	FondazioneLineal	332	348	500.00	90.00	-	-	-
379	FondazioneLineal	344	345	496.82	90.00	-	-	-
Wall 4								
380	FondazioneLineal	348	42	195.00	90.00	-	-	-
381	FondazioneLineal	42	378	640.00	90.00	-	-	-
Wall 5								
474	FondazioneLineal	399	393	374.36	90.00	-	-	-
475	FondazioneLineal	27	344	195.00	90.00	-	-	-
476	FondazioneLineal	393	27	640.00	90.00	-	-	-
Wall 6								
477	FondazioneLineal	400	407	374.36	90.00	-	-	-
478	FondazioneLineal	345	13	195.00	90.00	-	-	-
479	FondazioneLineal	13	400	640.00	90.00	-	-	-
Wall 7								
382	FondazioneLineal	63	445	640.00	90.00	-	-	-
383	FondazioneLineal	445	443	384.36	90.00	-	-	-
384	FondazioneLineal	443	440	200.64	90.00	-	-	-
385	FondazioneLineal	440	430	390.00	90.00	-	-	-
386	FondazioneLineal	430	428	360.00	90.00	-	-	-
387	FondazioneLineal	428	418	790.00	90.00	-	-	-
388	FondazioneLineal	418	416	850.00	90.00	-	-	-
Wall 9								
282	FondazioneLineal	61	588	640.00	90.00	-	-	-
Wall 13								
389	FondazioneLineal	594	616	374.36	90.00	-	-	-
390	FondazioneLineal	34	594	640.00	90.00	-	-	-
Wall 14								
391	FondazioneLineal	617	629	374.36	90.00	-	-	-
392	FondazioneLineal	32	617	640.00	90.00	-	-	-
Wall 15								
393	FondazioneLineal	631	685	517.34	90.00	-	-	-
394	FondazioneLineal	330	378	500.00	90.00	-	-	-
395	FondazioneLineal	393	400	496.82	90.00	-	-	-
396	FondazioneLineal	670	588	280.62	90.00	-	-	-
397	FondazioneLineal	445	670	530.00	90.00	-	-	-
398	FondazioneLineal	588	667	79.38	90.00	-	-	-
399	FondazioneLineal	667	330	850.00	90.00	-	-	-
400	FondazioneLineal	378	655	460.00	90.00	-	-	-
401	FondazioneLineal	655	594	75.01	90.00	-	-	-
402	FondazioneLineal	594	617	608.43	90.00	-	-	-
403	FondazioneLineal	617	648	76.57	90.00	-	-	-
404	FondazioneLineal	648	393	473.18	90.00	-	-	-
405	FondazioneLineal	400	636	930.00	90.00	-	-	-
406	FondazioneLineal	636	631	266.15	90.00	-	-	-
Wall 16								
407	FondazioneLineal	399	956	379.27	90.00	-	-	-
408	FondazioneLineal	629	399	549.74	90.00	-	-	-
409	FondazioneLineal	946	1169	486.97	90.00	-	-	-
410	FondazioneLineal	616	629	608.43	90.00	-	-	-
411	FondazioneLineal	959	616	945.01	90.00	-	-	-
412	FondazioneLineal	407	961	652.36	90.00	-	-	-
413	FondazioneLineal	343	959	90.00	90.00	-	-	-
414	FondazioneLineal	956	407	117.55	90.00	-	-	-
415	FondazioneLineal	953	343	670.00	90.00	-	-	-
416	FondazioneLineal	961	945	380.00	90.00	-	-	-
417	FondazioneLineal	950	953	360.00	90.00	-	-	-
418	FondazioneLineal	1170	949	520.00	90.00	-	-	-
419	FondazioneLineal	949	950	180.00	90.00	-	-	-
420	FondazioneLineal	945	946	163.80	90.00	-	-	-
Wall 17								
315	FondazioneLineal	1173	1174	675.50	90.00	-	-	-
316	FondazioneLineal	440	1171	720.00	90.00	-	-	-

Id	Type	Id end nodes		L	B	Imposed subsidence		
		n ₁	n ₂			Cond	Position	Value
				cm	cm		cm	cm
Wall 18								
421	FondazioneLineal	1203	1171	200.64	90.00	-	-	-
422	FondazioneLineal	1171	1198	390.00	90.00	-	-	-
423	FondazioneLineal	1198	1194	360.00	90.00	-	-	-
424	FondazioneLineal	1194	1188	790.00	90.00	-	-	-
425	FondazioneLineal	1188	1184	850.00	90.00	-	-	-
Wall 20								
426	FondazioneLineal	428	1194	720.00	90.00	-	-	-
Wall 21								
427	FondazioneLineal	953	1328	600.64	90.00	-	-	-
428	FondazioneLineal	1328	1322	1150.00	90.00	-	-	-
429	FondazioneLineal	1322	1320	81.25	90.00	-	-	-
430	FondazioneLineal	1320	1314	227.50	90.00	-	-	-
431	FondazioneLineal	1314	1315	541.25	90.00	-	-	-
Wall 22								
432	FondazioneLineal	959	1419	600.64	90.00	-	-	-
433	FondazioneLineal	1419	1417	1150.00	90.00	-	-	-
434	FondazioneLineal	1417	1415	81.25	90.00	-	-	-
435	FondazioneLineal	1415	1411	227.50	90.00	-	-	-
436	FondazioneLineal	1411	1412	541.25	90.00	-	-	-
Wall 24								
437	FondazioneLineal	1320	1415	760.00	90.00	-	-	-
Wall 25								
438	FondazioneLineal	1577	1572	769.91	90.00	-	-	-
439	FondazioneLineal	1314	1411	760.00	90.00	-	-	-
Wall 26								
440	FondazioneLineal	1639	1642	729.28	90.00	-	-	-
441	FondazioneLineal	1636	1639	370.00	90.00	-	-	-
442	FondazioneLineal	1635	1636	769.91	90.00	-	-	-
443	FondazioneLineal	416	1184	720.00	90.00	-	-	-
444	FondazioneLineal	1184	1315	350.00	90.00	-	-	-
445	FondazioneLineal	1315	1412	760.00	90.00	-	-	-
Wall 29								
446	FondazioneLineal	631	946	374.36	90.00	-	-	-
Wall 30								
447	FondazioneLineal	949	670	374.36	90.00	-	-	-
Wall 31								
448	FondazioneLineal	1814	1816	93.31	90.00	-	-	-
449	FondazioneLineal	1816	1577	274.22	90.00	-	-	-
450	FondazioneLineal	1794	1814	962.84	90.00	-	-	-
451	FondazioneLineal	1577	1635	542.85	90.00	-	-	-
452	FondazioneLineal	956	1794	735.10	90.00	-	-	-
Wall 32								
453	FondazioneLineal	1954	1963	93.99	90.00	-	-	-
454	FondazioneLineal	1963	1572	233.86	90.00	-	-	-
455	FondazioneLineal	1945	1954	1004.82	90.00	-	-	-
456	FondazioneLineal	1572	1636	542.85	90.00	-	-	-
457	FondazioneLineal	961	1945	732.80	90.00	-	-	-
Wall 33								
458	FondazioneLineal	2053	2045	412.44	90.00	-	-	-
459	FondazioneLineal	2040	2053	742.19	90.00	-	-	-
460	FondazioneLineal	2045	1639	851.29	90.00	-	-	-
461	FondazioneLineal	1173	2040	391.15	90.00	-	-	-
462	FondazioneLineal	2038	1173	201.26	90.00	-	-	-
Wall 34								
463	FondazioneLineal	2141	1174	220.95	90.00	-	-	-
464	FondazioneLineal	1174	2143	388.94	90.00	-	-	-
465	FondazioneLineal	2153	2126	449.03	90.00	-	-	-
466	FondazioneLineal	2143	2153	742.73	90.00	-	-	-
467	FondazioneLineal	685	2141	364.92	90.00	-	-	-
468	FondazioneLineal	11	685	640.95	90.00	-	-	-
469	FondazioneLineal	2126	1642	812.83	90.00	-	-	-
Wall 35								
366	FondazioneLineal	1816	1963	767.87	90.00	-	-	-
Wall 37								
470	FondazioneLineal	2053	2153	700.93	90.00	-	-	-

Elements Floors

Legend table:

Id: numeric identifier of floor;

Level: floor level;

Element: identifier of floor element;

Floor typology: typology of floor elements;

Texture:

-Type:

Directional;

Single;

Double;

Customized;

-Direction: inclination angle of texture relative to the global x-axis;

Load: identifier of the load area applied to the entire surface of the floor;

Corner nodes: identifier corner nodes of the current floor element;

Inside nodes: identifier nodes belonging to the sides of the current floor element.

Table 26. Elements Floors

Id	Level	Element	Floor typology	Texture		Load	Corner nodes	Inside nodes
				Type	Direction			
	m							
127	6.00	130	balcone	Customized	-	balcone	2968, 128, 129, 2969	161, 162
131	6.00	134	Solaio_interno	Customized	-	Aule	492, 487, 1235, 1236	493, 494, 495, 496, 1237, 1240, 1241, 1244, 1667, 1668
		145	Solaio_interno	Customized	-	Aule	487, 484, 1234, 1235	488, 489, 490, 491, 1247, 1250
		183	Solaio_interno	Customized	-	Aule	484, 480, 1177, 1234	485, 486, 481, 482, 483, 1233, 1252, 1255
		184	Solaio_interno	Single	90°	Biblioteca	480, 2500, 2658, 1177	1012
		185	Solaio_interno	Single	90°	Aule	476, 751, 1012, 2500	796, 799, 478, 479
		186	Solaio_interno	Single	180°	Aule	751, 756, 1013, 1012	802, 590, 752, 790, 793, 335, 764, 767, 380, 786, 788, 753, 606, 781, 783, 619, 754, 776, 779, 395, 758, 761, 402, 772, 774, 755, 2081, 1028, 1026, 1027, 1032, 1033, 1029, 1030, 1031, 1021, 1022, 1023
		187	Solaio_interno	Customized	-	Aule	476, 590, 114, 113	796, 799, 751, 802, 115, 116, 117, 112
		188	Solaio_interno	Customized	-	Aule	590, 335, 120, 114	752, 790, 793, 121, 122, 123, 119, 118
		189	Solaio_interno	Customized	-	Aule	380, 606, 128, 127	786, 788, 753, 610, 607, 124, 125, 126
		190	Solaio_interno	Customized	-	Aule	606, 619, 129, 128	781, 783, 623, 620, 162, 161, 607, 610
		191	Solaio_interno	Customized	-	Aule	619, 395, 131, 129	754, 776, 779, 132, 133, 130, 620, 623
		192	Solaio_interno	Customized	-	Aule	402, 755, 136, 135	772, 774, 137, 138, 139, 134
		193	Solaio_interno	Customized	-	Aule	755, 757, 141, 136	756, 804, 806, 142, 143, 144, 140
		194	Solaio_interno	Single	90°	Aule	1013, 2931, 757, 756	2196, 2197, 806, 804
		195	Solaio_interno	Single	90°	Corridoio	1236, 2658, 1025, 1358	1244, 1241, 1240, 1237, 1235, 1250, 1247, 1234, 1255, 1252, 1233, 1177, 1371, 1374, 1354, 1365, 1366, 1369, 1355, 1356, 1361, 1357, 1669, 1670
		280	Solaio_interno	Customized	-	Aule	1358, 1357, 1475, 1474	1595, 1597, 1476, 1479, 1672, 1674
		281	Solaio_interno	Single	180°	Aule	1357, 1356, 1473, 1475	1361, 1597, 1595
		286	Solaio_interno	Customized	-	Aule	1356, 1025, 1016, 1473	1355, 1369, 1366, 1365, 1354, 1374, 1371, 1024, 1465, 1464, 1463, 1462, 1461, 1472, 1471, 1470, 1469, 1468, 1467, 1466
		287	Solaio_interno	Customized	-	Aule	1850, 1027, 1028, 1988	1840, 1841, 1842, 1843, 1844, 1845, 1839, 1835, 1836, 1837, 1838, 1834, 1026, 1989, 1992, 1986, 1996, 1998, 1987
		288	Solaio_interno	Single	90°	Corridoio	1661, 1028, 2627, 1658	1593, 2004, 2001, 1988, 1987, 1998, 1996, 1986, 1992, 1989, 2080, 2086, 2079, 2089, 2091, 2082, 2083, 2095, 1659, 1660
289	Solaio_interno	Customized	-	Aule	1658, 2082, 2189, 1675	2095, 2083, 2297, 2296, 2188, 2187, 2186, 2198, 2201, 2200, 2199, 1676, 1677		
290	Solaio_interno	Customized	-	Aule	2082, 2627, 2931, 2189	2091, 2089, 2079, 2086, 2080, 1013, 2202, 2204, 2203, 2191, 2190, 2194, 2193, 2192, 2296, 2297		
428	Solaio_interno	Customized	-	Aule	1666, 1594, 1593, 1661	1859, 1856, 1600, 1603, 1663, 1665		
429	Solaio_interno	Single	176°	Aule	1594, 1850,	1847, 1849, 2001, 2004, 1603, 1600		

Id	Level	Element	Floor typology	Texture		Load	Corner nodes	Inside nodes
				Type	Direction			
	m						1988, 1593	
430	6.00	431	Solaio_scale	Single	90°	Scala	335, 380, 350, 334	764, 767, 127, 359, 362, 120
432	6.00	502	Solaio_scale	Single	90°	Scala	395, 402, 351, 352	758, 761, 135, 353, 356, 131
503	10.40	525	Solaio_interno	Customized	-	Aule	522, 519, 1260, 1263	523, 520, 521, 518, 1259, 1258, 1261, 1287, 1262, 1283, 1701, 1700
		526	Solaio_interno	Customized	-	Aule	519, 525, 1266, 1260	528, 526, 527, 524, 1265, 1264, 1280
		527	Solaio_interno	Customized	-	Aule	525, 2502, 2660, 1266	531, 529, 530, 534, 532, 533, 1037, 1270, 1269, 1268, 1267
		595	Solaio_interno	Single	90°	Corridoio	1263, 2660, 1071, 1377	1283, 1262, 1287, 1261, 1258, 1259, 1260, 1280, 1264, 1265, 1266, 1267, 1268, 1269, 1270, 1388, 1387, 1386, 1384, 1383, 1393, 1382, 1385, 1381, 1380, 1379, 1378, 1712, 1698
		596	Solaio_interno	Customized	-	Aule	1377, 1378, 1509, 1493	1607, 1606, 1508, 1494, 1711, 1709
		597	Solaio_interno	Single	180°	Aule	1378, 1380, 1510, 1509	1379, 1606, 1607
		1175	Solaio_interno	Customized	-	Aule	1380, 1071, 1062, 1510	1381, 1385, 1382, 1393, 1383, 1384, 1386, 1387, 1388, 1070, 1504, 1506, 1505, 1507, 1500, 1499, 1502, 1501, 1512, 1522, 1524, 1511
		1176	Solaio_interno	Single	178°	Aule	537, 834, 2933, 2502	829, 828, 830, 831, 591, 827, 826, 825, 843, 846, 336, 812, 811, 381, 849, 824, 823, 822, 615, 821, 820, 628, 819, 818, 858, 817, 861, 396, 810, 809, 403, 816, 815, 814, 813, 833, 832, 2234, 2236, 103
		1177	Solaio_interno	Customized	-	Aule	213, 211, 591, 537	212, 215, 214, 216, 831, 830, 828, 829
		1178	Solaio_interno	Customized	-	Aule	591, 211, 209, 336	206, 205, 208, 207, 210, 846, 843, 825, 826, 827
		1179	Solaio_interno	Customized	-	Aule	203, 381, 615, 200	849, 824, 823, 822, 613, 614, 201, 204, 202
		1180	Solaio_interno	Customized	-	Biblioteca	615, 628, 197, 200	821, 820, 626, 627, 198, 199, 614, 613
		1181	Solaio_interno	Customized	-	Aule	628, 396, 195, 197	819, 818, 858, 817, 861, 196, 193, 194, 627, 626
		1182	Solaio_interno	Customized	-	Aule	403, 814, 183, 189	816, 815, 192, 190, 191, 188
		1310	Solaio_interno	Customized	-	Aule	814, 834, 186, 183	813, 833, 832, 187, 184, 185, 182
		1311	Solaio_interno	Customized	-	Aule	1894, 1073, 1074, 2014	1891, 1892, 1883, 1884, 1881, 1882, 1880, 1875, 1876, 1873, 1874, 1872, 1072, 2007, 2006, 2016, 2008, 2010, 2009, 2021, 2011
		1312	Solaio_interno	Single	90°	Corridoio	1716, 1074, 2629, 1704	1611, 2012, 2013, 2014, 2011, 2021, 2009, 2010, 2008, 2016, 2006, 2007, 2098, 2101, 2100, 2103, 2102, 2104, 2105, 2106, 1705, 1718
1313	Solaio_interno	Customized	-	Aule	1715, 1610, 1611, 1716	1877, 1890, 1609, 1608, 1717, 1714		
1314	Solaio_interno	Single	176°	Aule	1610, 1894, 2014, 1611	1895, 1893, 2013, 2012, 1608, 1609		
1315	Solaio_interno	Customized	-	Aule	1704, 2104, 2226, 1707	2106, 2105, 2225, 2228, 2227, 2237, 2239, 2238, 2240, 1708, 1706		
1316	Solaio_interno	Customized	-	Aule	2104, 2629, 2933, 2226	2102, 2103, 2100, 2101, 2098, 1034, 2241, 2242, 2243, 2230, 2229, 2232, 2231, 2233		
1317	10.40	1318	Solaio_scale	Single	90°	Scala	336, 381, 360, 337	812, 811, 203, 361, 363, 209
1319	10.40	1320	Solaio_scale	Single	90°	Scala	396, 403, 354, 358	810, 809, 189, 355, 357, 195
1321	114.80	1322	Solaio_interno	Customized	-	Aule	560, 253, 256, 592	252, 255, 254, 257, 876, 877, 878, 879
		1323	Solaio_interno	Customized	-	Aule	592, 256, 262, 339	258, 259, 261, 260, 263, 884, 883, 881, 882, 880
		1324	Solaio_interno	Single	178°	Aule	560, 905, 2935, 2504	879, 878, 877, 876, 592, 880, 882, 881, 883, 884, 339, 900, 899, 382, 886, 924, 885, 925, 928, 887, 888, 916, 919, 890, 889, 913, 891,

Id	Level	Element	Floor typology	Texture		Load	Corner nodes	Inside nodes
				Type	Direction			
	m							892, 894, 893, 397, 902, 901, 404, 896, 895, 897, 898, 904, 903,
		1325	Solaio_interno	Customized	-	Aule	897, 280, 285, 905	282, 284, 283, 286, 903, 904, 898
		1326	Solaio_interno	Single	90°	Corridoio	1303, 2662, 1115, 1410	1299, 1300, 1301, 1302, 1298, 1296, 1297, 1295, 1293, 1294, 1292, 1290, 1402, 1401, 1403, 1405, 1404, 1406, 1407, 1409, 1408, 1756, 1744
		1327	Solaio_interno	Customized	-	Aule	574, 569, 1295, 1298	575, 572, 573, 571, 1297, 1296
		1328	Solaio_interno	Customized	-	Aule	569, 2504, 2662, 1295	570, 568, 566, 567, 565, 564, 1080, 1290, 1292, 1294, 1293
		1329	Solaio_interno	Single	180°	Aule	382, 265, 266, 887	386, 383, 264, 267, 928, 925, 885, 924, 886
		1330	Solaio_interno	Single	180°	Aule	887, 266, 272, 891	268, 270, 269, 913, 889, 890, 919, 916, 888
		1331	Solaio_interno	Single	180°	Aule	891, 272, 274, 397	271, 273, 275, 893, 894, 892
		1332	Solaio_interno	Customized	-	Aule	404, 277, 280, 897	276, 279, 278, 281, 895, 896
		1333	Solaio_interno	Single	90°	Aule	1403, 1115, 1106, 1535	1401, 1402, 1114, 1532, 1534, 1533, 1536
		1334	Solaio_interno	Customized	-	Aule	1410, 1408, 1545, 1547	1620, 1619, 1546, 1548, 1759, 1757
		1335	Solaio_interno	Single	180°	Aule	1408, 1407, 1544, 1545	1409, 1619, 1620
		1336	Solaio_interno	Single	90°	Aule	1407, 1403, 1535, 1544	1406, 1404, 1405, 1537, 1539, 1538, 1541, 1540, 1543, 1542
		1337	Solaio_interno	Single	92°	Aule	2124, 2631, 2935, 2266	2123, 2121, 2122, 2117, 2118, 2119, 1083, 2280, 2281, 2282, 2269, 2268, 2271, 2270, 2272, 2265, 2264, 2267
		1338	Solaio_interno	Single	91°	Aule	2124, 1738, 1748, 2266	2125, 1747, 1749, 2279, 2277, 2278, 2276
		1339	Solaio_interno	Customized	-	Aule	1937, 1117, 1118, 2034	1934, 1935, 1926, 1927, 1924, 1925, 1923, 1921, 1922, 1919, 1920, 1918, 1116, 2028, 2027, 2030, 2029, 2031
		1340	Solaio_interno	Single	90°	Corridoio	1751, 1118, 2631, 1738	1624, 2032, 2033, 2034, 2031, 2029, 2030, 2027, 2028, 2119, 2118, 2117, 2122, 2121, 2123, 2124, 2125, 1739, 1750
		1341	Solaio_interno	Customized	-	Aule	1754, 1623, 1624, 1751	1915, 1933, 1622, 1621, 1755, 1753
		1342	Solaio_interno	Single	176°	Aule	1623, 1937, 2034, 1624	1938, 1936, 2033, 2032, 1621, 1622
		1343	Solaio_interno	Customized	-	Aule	579, 574, 1298, 1303	580, 577, 578, 576, 1302, 1301, 1300, 1299, 1743, 1742
1344	14.80	1591	Solaio_scale	Single	180°	Scala	339, 338, 364, 382	262, 366, 365, 265, 383, 386, 899, 900
1592	14.80	1593	Solaio_scale	Single	180°	Scala	397, 370, 367, 404	274, 369, 368, 277, 901, 902
1594	19.10	1595	Solaio_scale	Single	90°	Copertura	340, 342, 375, 392	341, 377, 376, 329, 391, 390, 932, 933
1596	19.10	1597	Solaio_interno	Single	180°	Copertura	392, 329, 326, 940	390, 391, 328, 327, 944, 943, 941, 942
		1598	Solaio_interno	Single	180°	Copertura	940, 326, 322, 939	325, 324, 323, 934, 935, 936, 937, 938
		1599	Solaio_interno	Customized	-	Copertura	939, 322, 321, 398	320, 319, 318
		1600	Solaio_interno	Single	180°	Copertura	1166, 398, 405, 1161	931, 930, 1162, 1167, 1168
		1601	Solaio_interno	Single	180°	Copertura	1160, 340, 938, 1159	933, 932, 392, 942, 941, 943, 944, 940, 1158, 1157, 1154, 1155, 1156
1735	19.10	1736	Solaio_scale	Single	90°	Copertura	398, 374, 371, 405	321, 373, 372, 406, 930, 931

LOADS

Area loads

Load item: identifier of the load item;
 Load condition: gravity - permanent - accidental;
 Value: magnitude of the load in current units;
 Use destination: destination of the live loads defined by the code;
 Combination coefficients: coefficients for the combination of live loads defined by the code;
 - ψ_0 : combination coefficient for rare value of the accidental action;
 - ψ_1 : combination coefficient for frequent value of the accidental action;
 - ψ_2 : combination coefficient for quasi-permanent value of the accidental action;
 - ψ_{2sis} : combination coefficient for the seismic action.

Table 27. Area loads

Load item	Load Condition	Type	Value	Use destination	Combination coefficients			
					ψ_0	ψ_1	ψ_2	ψ_{2sis}
			kN/m ²					
Aule								
portato	Permanenti Non Strutturali	Non-structural dead	1.70	-	1.00	1.00	1.00	1.00
esercizio	Variabili	C1. Spaces susceptible to crowding	3.00	C. Spaces susceptible to crowding	0.70	0.70	0.60	0.60
Biblioteca								
portato	Permanenti Non Strutturali	Non-structural dead	1.70	-	1.00	1.00	1.00	1.00
esercizio	Variabili	E1. Libraries, archives, warehouses and spaces for industrial use	6.00	E. Libraries, archives, warehouses and spaces for industrial use	1.00	0.90	0.80	0.80
Corridoio								
massetto	Permanenti Non Strutturali	Non-structural dead	1.20	-	1.00	1.00	1.00	1.00
pavimento	Permanenti Non Strutturali	Non-structural dead	0.50	-	1.00	1.00	1.00	1.00
esercizio	Variabili	C2. Spaces susceptible to crowding	4.00	C. Spaces susceptible to crowding	0.70	0.70	0.60	0.60
Scala								
portato	Permanenti Non Strutturali	Non-structural dead	1.60	C. Spaces susceptible to crowding	0.70	0.70	0.60	0.60
esercizio	Variabili	C2. Spaces susceptible to crowding	4.00	C. Spaces susceptible to crowding	0.70	0.70	0.60	0.60
Copertura								
portato	Permanenti Non Strutturali	Non-structural dead	2.15	-	1.00	1.00	1.00	1.00
esercizio	Variabili	H1. Roofs and attics	0.50	H. Roofs	0.00	0.00	0.00	0.00
neve	Variabili	H1. Roofs and attics	0.50	Snow (altitude = 1000 m above sea level)	0.50	0.20	0.00	0.00
balcone								
massetto	Permanenti Non Strutturali	Non-structural dead	2.40	-	1.00	1.00	1.00	1.00
pavimento	Permanenti Non Strutturali	Non-structural dead	0.40	-	1.00	1.00	1.00	1.00
esercizio	Variabili	C2. Spaces susceptible to crowding	4.00	C. Spaces susceptible to crowding	0.70	0.70	0.60	0.60
neve	Neve	Customized	0.50	Snow (altitude = 1000 m above sea level)	0.50	0.20	0.00	0.00
AuleNoTramezzi								
portato	Permanenti Non Strutturali	Non-structural dead	1.70	-	1.00	1.00	1.00	1.00
esercizio	Variabili	C1. Spaces susceptible to crowding	3.00	A. Spaces for residential use	0.70	0.50	0.30	0.30

Line loads

Legend table:

Load item: identifier of the load item;
 Load condition: gravity - permanent - accidental;
 Value: magnitude of the load in current units;
 Use destination: destination of the live loads defined by the code;
 Combination coefficients: coefficients for the combination of live loads defined by the code;
 - ψ_0 : combination coefficient for rare value of the accidental action;
 - ψ_1 : combination coefficient for frequent value of the accidental action;
 - ψ_2 : combination coefficient for quasi-permanent value of the accidental action;
 - ψ_{2sis} : combination coefficient for the seismic action.

Table 28. Line loads

Load item	Load Condition	Value	Use destination	Combination coefficients			
				Ψ_0	Ψ_1	Ψ_2	Ψ_{2sis}
		kN/m					
Lineal							

Point loads

Legend table:

- Load item: identifier of the load item;
- Load condition: gravity - permanent - accidental;
- Value: magnitude of the load in current units;
- Use destination: destination of the live loads defined by the code;
- Combination coefficients: coefficients for the combination of live loads defined by the code;
- Ψ_0 : combination coefficient for rare value of the accidental action;
- Ψ_1 : combination coefficient for frequent value of the accidental action;
- Ψ_2 : combination coefficient for quasi-permanent value of the accidental action;
- Ψ_{2sis} : combination coefficient for the seismic action.

Table 29. Point loads

Load item	Load Condition	Value	Use destination	Combination coefficients			
				Ψ_0	Ψ_1	Ψ_2	Ψ_{2sis}
		kN					
Puntol							

ANALYSIS

Model Joint

Legend table:

- Id: numeric identifier of the model joint;
- Element: element of belonging of model joint;
- Node coordinates: cartesian coordinates of the model joint in the global reference.

Table 30. Model Joint

Id	Element	Node coordinate		
		X	Y	Z
		m	m	m
Pushover +X Massa				
1	Floor 131 at level 600 cm	30.76	16.89	6.00
2	Floor 430 at level 600 cm	20.20	2.35	6.00
3	Floor 432 at level 600 cm	42.10	2.35	6.00
4	Floor 503 at level 1040 cm	30.76	16.89	10.40
5	Floor 1317 at level 1040 cm	20.20	2.35	10.40
6	Floor 1319 at level 1040 cm	42.10	2.35	10.40
7	Floor 1321 at level 1480 cm	30.76	16.89	14.80
8	Floor 1344 at level 1480 cm	20.20	2.35	14.80
9	Floor 1592 at level 1480 cm	42.10	2.35	14.80
10	Floor 1594 at level 1910 cm	20.20	2.35	19.10
11	Floor 1596 at level 1910 cm	30.42	5.28	19.10
12	Floor 1735 at level 1910 cm	42.10	2.35	19.10
13	None	--	--	--
14	None	--	--	--
15	None	--	--	--
16	None	--	--	--
Pushover -X Massa				
1	Floor 131 at level 600 cm	30.76	16.89	6.00

Id	Element	Node coordinate		
		X	Y	Z
		m	m	m
Pushover +X Massa + e				
1	Floor 131 at level 600 cm	30.76	16.89	6.00
2	Floor 430 at level 600 cm	20.20	2.35	6.00
3	Floor 432 at level 600 cm	42.10	2.35	6.00
4	Floor 503 at level 1040 cm	30.76	16.89	10.40
5	Floor 1317 at level 1040 cm	20.20	2.35	10.40
6	Floor 1319 at level 1040 cm	42.10	2.35	10.40
7	Floor 1321 at level 1480 cm	30.76	16.89	14.80
8	Floor 1344 at level 1480 cm	20.20	2.35	14.80
9	Floor 1592 at level 1480 cm	42.10	2.35	14.80
10	Floor 1594 at level 1910 cm	20.20	2.35	19.10
11	Floor 1596 at level 1910 cm	30.42	5.28	19.10
12	Floor 1735 at level 1910 cm	42.10	2.35	19.10
13	None	--	--	--
14	None	--	--	--
15	None	--	--	--
16	None	--	--	--
Pushover -X Massa + e				
1	Floor 131 at level 600 cm	30.76	16.89	6.00

Id	Element	Node coordinate		
		X	Y	Z
		m	m	m
Pushover +X Massa - e				
1	Floor 131 at level 600 cm	30.76	16.89	6.00
2	Floor 430 at level 600 cm	20.20	2.35	6.00
3	Floor 432 at level 600 cm	42.10	2.35	6.00
4	Floor 503 at level 1040 cm	30.76	16.89	10.40
5	Floor 1317 at level 1040 cm	20.20	2.35	10.40
6	Floor 1319 at level 1040 cm	42.10	2.35	10.40
7	Floor 1321 at level 1480 cm	30.76	16.89	14.80
8	Floor 1344 at level 1480 cm	20.20	2.35	14.80
9	Floor 1592 at level 1480 cm	42.10	2.35	14.80
10	Floor 1594 at level 1910 cm	20.20	2.35	19.10
11	Floor 1596 at level 1910 cm	30.42	5.28	19.10
12	Floor 1735 at level 1910 cm	42.10	2.35	19.10
13	None	--	--	--
14	None	--	--	--
15	None	--	--	--
16	None	--	--	--
Pushover -X Massa - e				
1	Floor 131 at level 600 cm	30.76	16.89	6.00

5	Floor 1317 at level 1040 cm	20.20	2.35	10.40	5	Floor 1317 at level 1040 cm	20.20	2.35	10.40	5	Floor 1317 at level 1040 cm	20.20	2.35	10.40
6	Floor 1319 at level 1040 cm	42.10	2.35	10.40	6	Floor 1319 at level 1040 cm	42.10	2.35	10.40	6	Floor 1319 at level 1040 cm	42.10	2.35	10.40
7	Floor 1321 at level 1480 cm	30.76	16.89	14.80	7	Floor 1321 at level 1480 cm	30.76	16.89	14.80	7	Floor 1321 at level 1480 cm	30.76	16.89	14.80
8	Floor 1344 at level 1480 cm	20.20	2.35	14.80	8	Floor 1344 at level 1480 cm	20.20	2.35	14.80	8	Floor 1344 at level 1480 cm	20.20	2.35	14.80
9	Floor 1592 at level 1480 cm	42.10	2.35	14.80	9	Floor 1592 at level 1480 cm	42.10	2.35	14.80	9	Floor 1592 at level 1480 cm	42.10	2.35	14.80
10	Floor 1594 at level 1910 cm	20.20	2.35	19.10	10	Floor 1594 at level 1910 cm	20.20	2.35	19.10	10	Floor 1594 at level 1910 cm	20.20	2.35	19.10
11	Floor 1596 at level 1910 cm	30.42	5.28	19.10	11	Floor 1596 at level 1910 cm	30.42	5.28	19.10	11	Floor 1596 at level 1910 cm	30.42	5.28	19.10
12	Floor 1735 at level 1910 cm	42.10	2.35	19.10	12	Floor 1735 at level 1910 cm	42.10	2.35	19.10	12	Floor 1735 at level 1910 cm	42.10	2.35	19.10
13	None	--	--	--	13	None	--	--	--	13	None	--	--	--
14	None	--	--	--	14	None	--	--	--	14	None	--	--	--
15	None	--	--	--	15	None	--	--	--	15	None	--	--	--
16	None	--	--	--	16	None	--	--	--	16	None	--	--	--

Load combinations for Non-Seismic Analysis

Legend table:

Combination: combinations of loads limit state;
 Cond. Main Load: variable action to be considered dominant in the combination;
 Coefficients Conditions: multiplicative coefficients defined by the user.

Table 31. Load combinations for Non-Seismic Analysis

Combination	Cond. Main load	Coefficients Conditions		
		Gravity	Permanent	Accidental
Vert				
Basic for Seismic		1.00	1.00	1.00
Statica SLE Rara				
SLE Rara	Variabili	1.00	1.00	1.00
Statica SLE Frequente				
Frequent SLE	Variabili	1.00	1.00	1.00
Statica SLE Quasi Permanente				
SLE QuasiPermanente	Variabili	1.00	1.00	1.00
Statica SLU # 04-000				
SLU	Variabili	1.00	1.00	1.00
Statica SLU # 09-000				
SLU	Neve	1.00	1.00	1.00
Statica SLU.GEO # 04-000				
SLU.GEO	Variabili	1.00	1.00	1.00
Statica SLU.GEO # 09-000				
SLU.GEO	Neve	1.00	1.00	1.00

Non-Seismic Analysis

Legend table:

Name: analysis identifier;
 Base: starting reference analysis for the current analysis;
 Combination: identifier load combination adopted;
 Target force control phase: limit value of the base shear for which interrupt the force control phase;
 Displacement control phase:
 -Master Joint: control model joint;
 -Target displacement: limit displacement of the master joint for which interrupt the displacement control phase;
 -Decay target shear: limit value of the decay of the base shear for which interrupt the displacement control phase;
 Status:
 -E: analysis executed;
 -N: analysis not executed;
 -I: analysis executed but not completed.

Table 32. Non-Seismic Analysis

Name	Base	Combination	Target force control phase	Displacement control phase			Status
				Master Joint	Target Displacement mm	Decay target shear	
Vert	none	Basic for Seismic	100.00	-	-	-	E
Statica SLE Rara	none	SLE Rara	100.00	-	-	-	N
Statica SLE Frequente	none	Frequent SLE	100.00	-	-	-	N
Statica SLE Quasi Permanente	none	SLE QuasiPermanente	100.00	-	-	-	N

Name	Base	Combination	Target force control phase	Displacement control phase			Status
				Master Joint	Target Displacement mm	Decay target shear	
Statica SLU # 04-000	none	SLU	100.00	-	-	-	N
Statica SLU # 09-000	none	SLU	100.00	-	-	-	N
Statica SLU.GEO # 04-000	none	SLU.GEO	100.00	-	-	-	N
Statica SLU.GEO # 09-000	none	SLU.GEO	100.00	-	-	-	N

Seismic Analysis

Legend table:

Name: analysis identifier;

Base: starting reference analysis for the current analysis;

Direction: direction of the load and displacement control;

Forces distribution:

-Mass: shape of the distribution of horizontal loads (proportional to mass);

-Triangular : shape of the distribution of horizontal loads pseudo-triangular reverse;

Control: force - force and displacement;

-F: force control analysis;

-FS: first phase of force control analysis with hereinafter at displacement control;

Target force control phase: limit value of the base shear for which interrupt the force control phase;

Displacement control phase:

-Master Joint: model joint control;

N.D.: master joint undeclared;

-Target displacement: limit displacement of the master joint for which interrupt the displacement control phase;

-Decay shear target: limit value of the decay of the base shear for which interrupt the displacement control phase;

Status:

-E: analysis executed;

-N: analysis not executed;

-I: analysis executed but not completed.

Table 33. Seismic Analysis

Name	Base	Direction	Forces Distribution	Control	Target force control phase	Displacement control phase			Status
						Master Joint	Target Displacement mm	Decay target shear %	
					%				
Pushover +X Massa	Vert	+X	Massa	FS	100.00	1	100.00	--	E
Pushover -X Massa	Vert	-X	Massa	FS	100.00	1	100.00	--	E
Pushover +Y Massa	Vert	+Y	Massa	FS	100.00	1	100.00	--	E
Pushover -Y Massa	Vert	-Y	Massa	FS	100.00	1	100.00	--	E
Pushover +X Acc	Vert	+X	Triangular	FS	100.00	1	100.00	--	E
Pushover -X Acc	Vert	-X	Triangular	FS	100.00	1	100.00	--	E
Pushover +Y Acc	Vert	+Y	Triangular	FS	100.00	1	100.00	--	E
Pushover -Y Acc	Vert	-Y	Triangular	FS	100.00	1	100.00	--	E
Pushover +X Massa + e	Vert	+X	Triangular	FS	100.00	1	100.00	--	E
Pushover -X Massa + e	Vert	-X	Triangular	FS	100.00	1	100.00	--	E
Pushover +Y Massa + e	Vert	+Y	Triangular	FS	100.00	1	100.00	--	E
Pushover -Y Massa + e	Vert	-Y	Triangular	FS	100.00	1	100.00	--	E
Pushover +X Acc + e	Vert	+X	Triangular	FS	100.00	1	100.00	--	E
Pushover -X Acc + e	Vert	-X	Triangular	FS	100.00	1	100.00	--	E
Pushover +Y Acc + e	Vert	+Y	Triangular	FS	100.00	1	100.00	--	E
Pushover -Y Acc + e	Vert	-Y	Triangular	FS	100.00	1	100.00	--	E
Pushover +X Massa - e	Vert	+X	Triangular	FS	100.00	1	100.00	--	E
Pushover -X Massa - e	Vert	-X	Triangular	FS	100.00	1	100.00	--	E
Pushover +Y Massa - e	Vert	+Y	Triangular	FS	100.00	1	100.00	--	E
Pushover -Y Massa - e	Vert	-Y	Triangular	FS	100.00	1	100.00	--	E
Pushover +X Acc - e	Vert	+X	Triangular	FS	100.00	1	100.00	--	E
Pushover -X Acc - e	Vert	-X	Triangular	FS	100.00	1	100.00	--	E
Pushover +Y Acc - e	Vert	+Y	Triangular	FS	100.00	1	100.00	--	E

Name	Base	Direction	Forces Distribution	Control	Target force control phase	Displacement control phase			Status
						Master Joint	Target Displacement mm	Decay target shear %	
						%		%	
- e									
Pushover -Y Acc - e	Vert	-Y	Triangular	FS	100.00	1	100.00	--	E